

IASSC

Exam Questions ICBB

IASSC Certified Lean Six Sigma Black Belt



NEW QUESTION 1

A Belt has determined that the inventory of repair parts at a rework station can be reduced by 45%. According to Cost of Poor Quality (COPQ) definitions inventory reduction would be considered _____.

- A. Soft Savings
- B. COPQ efficiency
- C. Median Savings
- D. Hard Savings

Answer: D

NEW QUESTION 2

The two types of data that are to be used in Statistical Analysis are Attribute and Variance.

- A. True
- B. False

Answer: B

NEW QUESTION 3

Which of these graphs demonstrates conditions which would be sufficient to enable OCAP for the process?

- A. Xbar Chart
- B. Time Series Chart
- C. Neither
- D. Both

Answer: A

NEW QUESTION 4

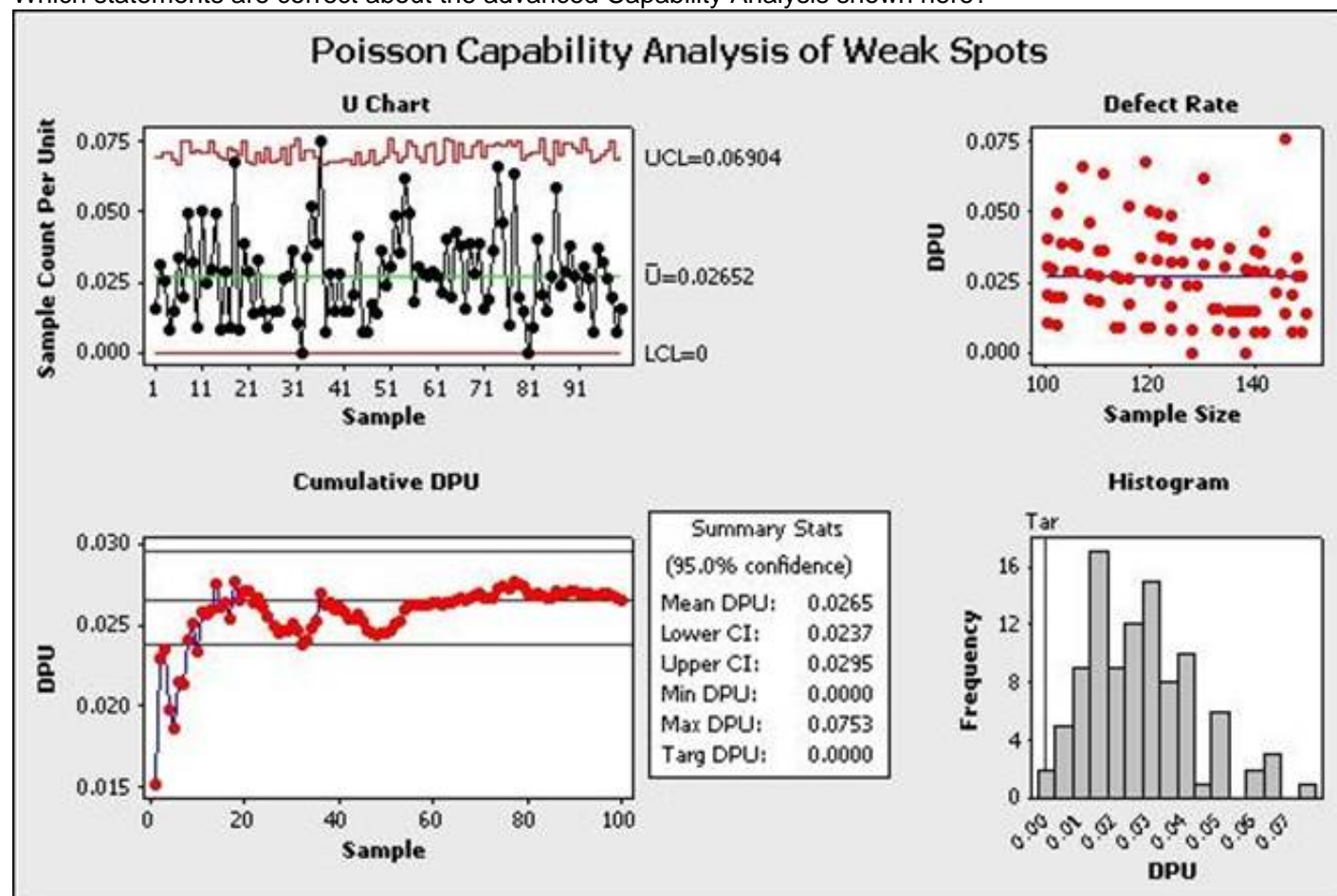
Appropriate measures means that measurements are _____.

- A. Representative
- B. Sufficient
- C. Contextual
- D. Relevant
- E. All of these answers are correct

Answer: E

NEW QUESTION 5

Which statements are correct about the advanced Capability Analysis shown here?



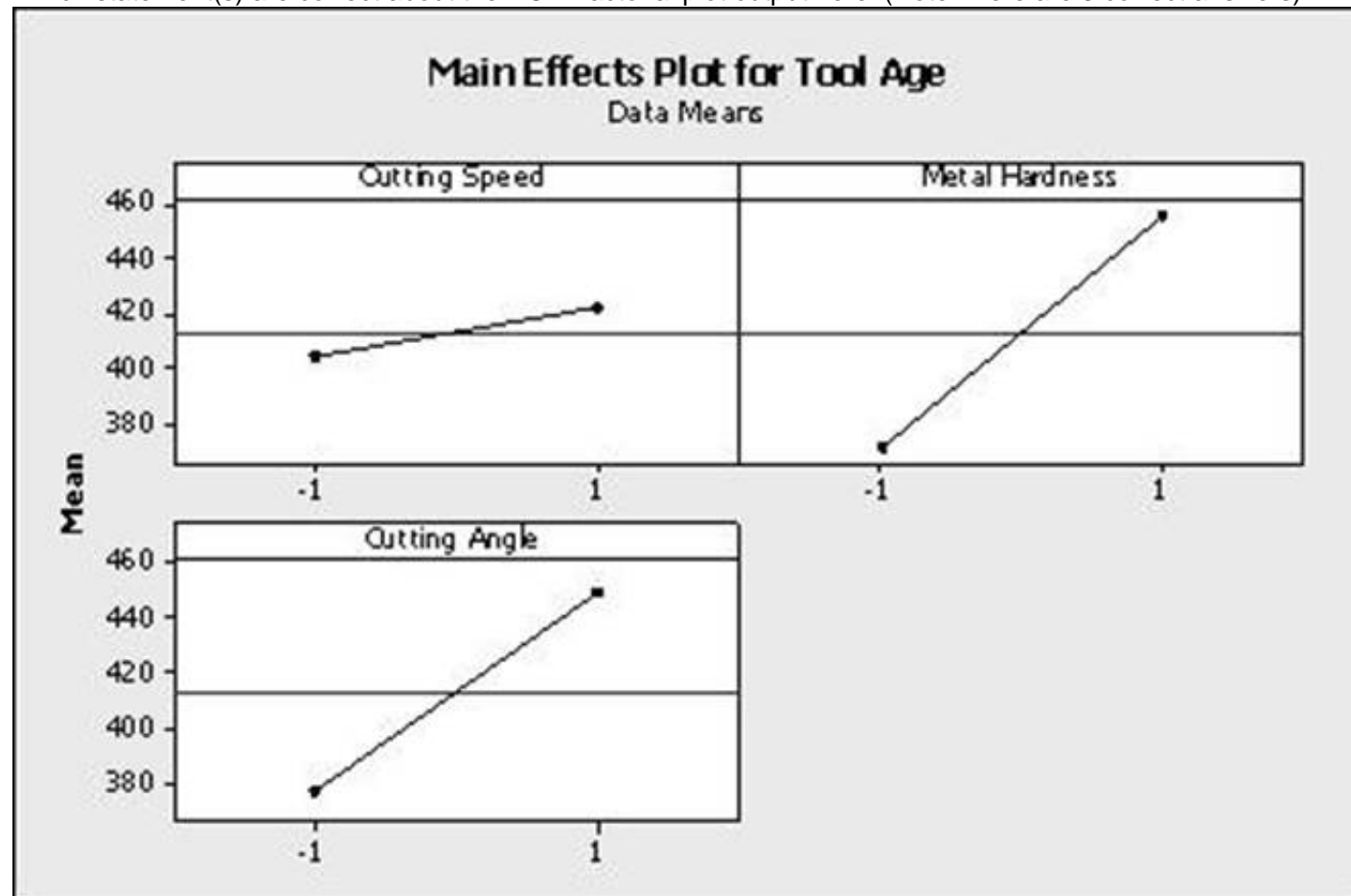
(Note: There are 3 correct answers).

- A. This is a Poisson Capability Analysis.
- B. The average DPU with 95% confidence is between 0.024 and 0.0295.
- C. The DPU does not seem to vary depending on sample size.
- D. The process shows only one instance of being out of control statistically so we have confidence in the estimated DPU of this process.
- E. The maximum DPU in one observation was nearly 0.0753.

Answer: BCE

NEW QUESTION 6

Which statement(s) are correct about the DOE Factorial plot output here?(Note:There are 3 correct answers).



- A. Two factors were operated at 3 levels each
- B. The highest tool age was achieved with metal hardness at high level while keeping the cutting speed at the low level
- C. The design indicated above is a 32 factorial design
- D. The cutting speed and cutting angle are at the low level for the least tool age achieved
- E. All factors had 2 levels in the experiment

Answer: BCE

NEW QUESTION 7

Customers make their decisions based on Features, Integrity (of the seller) Delivery and_____ ?

- A. Color
- B. Expense
- C. Season
- D. None

Answer: B

NEW QUESTION 8

A valid Multiple Linear Regression (MLR) is characterized by all of these except?

- A. It is an assumption that the X's (inputs) are not correlated to each other
- B. The X's (inputs) are assumed to be independent of each other
- C. The Residuals from MLR analysis have to be Normally Distributed
- D. MLR is conducted based on a deliberate form of experimentation
- E. It is not possible to evaluate interactions in a MLR analysis

Answer: D

NEW QUESTION 9

For a batch manufacturing process, while assessing short term process variation, which variation category(ies) should one need to focus on?(Note:There are 2 correct answers).

- A. Variation within consecutive pieces
- B. Variation among consecutive batches
- C. Variation among groups of pieces
- D. Variation among the completed product

Answer: AB

NEW QUESTION 10

The _____ is the most frequently occurring value in a distribution of data.

- A. Median
- B. Mean

- C. Mode
- D. Center Point

Answer: C

NEW QUESTION 10

Which Experimental Design typically is most associated with the fewest number of input variables or factors in the design?

- A. Fractional Factorial design
- B. Full Factorial design
- C. Simple Linear Regression
- D. Response Surface Design

Answer: D

NEW QUESTION 13

Two of the key deliverables for the Measure Phase are a robust description of the process and its flow and an assessment of the Management System.

- A. True
- B. False

Answer: B

NEW QUESTION 14

What conclusion is most correct about the Experimental Design shown here with the response in the far right column?

Adv	Bev	Des	Crux	Response
-1	-1	-1	-1	20
1	-1	-1	1	14
-1	1	-1	1	17
1	1	-1	-1	10
-1	-1	1	1	19
1	-1	1	-1	13
-1	1	1	-1	14
1	1	1	1	10

- A. No factor has enough statistical confidence greater than 95% to have an impact on the response rate
- B. Constant, Adv and Bev are the only factors statistically affecting the response rate with 95% confidence or more
- C. If the Adv is increased from the low level to the high level, the response rate increases
- D. The response level is statistically concluded to only need the Adv and Bev factors set at the low level to get the largest response rate
- E. This design does not have enough experimental runs to conclude anything as evidenced by the lack of P-values in the MINITABTM output

Answer: D

NEW QUESTION 17

Fractional Factorial designs are used to reduce the time and cost of experiments because the _____ has been lowered.

- A. Number of data measurement points
- B. Number of runs
- C. People involved
- D. Output summary

Answer: B

NEW QUESTION 19

Accuracy can be assessed in several ways and a fairly accurate means of measurement is visual comparison.

- A. True
- B. False

Answer: B

NEW QUESTION 21

Which one of these tools is frequently used to help drill down to possible causes once a Fishbone Diagram is constructed?

- A. 3 When Analysis
- B. 5 Why Analysis
- C. Ishikawa Diagram
- D. Skeleton Diagnostic

Answer: B

NEW QUESTION 26

The calculation of Column Total times Row Total divided by Grand Total yields expected values from what type of chart?

- A. Pareto Chart
- B. Sakami Table
- C. Contingency Table
- D. None

Answer: C

NEW QUESTION 31

Calculate the Rolled Throughput Yield of this process using this data. Data: unit input: 1450, unit output: 1390, defects repaired: 320, scrap: 60

- A. 71.33%
- B. 72.66%
- C. 73.79%
- D. 77.93%

Answer: B

NEW QUESTION 36

A Non-parametric Test should be used if just one distribution is not Normal out of the two or more gathered.

- A. True
- B. False

Answer: A

NEW QUESTION 41

The Mann-Whitney test is a powerful test and is unique to situations from which of the choices listed? (Note: There are 2 correct answers).

- A. Testing the identity of two populations
- B. Focuses on equality of the Median of the two populations
- C. Less powerful than the traditional "t-test"
- D. More widely applicable than the traditional "t-test"

Answer: BD

NEW QUESTION 43

Handling of warranty returns, process improvement team meetings and rework to meet customer expectations are all examples of business costs that are classified as _____.

- A. Nuisance
- B. Non-value Add
- C. Necessary
- D. Unavoidable

Answer: B

NEW QUESTION 48

Time is always the metric on the horizontal scale of a(n) _____ Chart.

- A. Pareto
- B. Xbar
- C. Multi-Vari
- D. NP

Answer: C

NEW QUESTION 49

An example of the waste of mismanaged Inventory is _____.

- A. Capital costs of money
- B. Value decrease from aged inventory
- C. Cost of storage space
- D. All of these answers are correct

Answer: D

NEW QUESTION 53

A valid mathematical Regression represents all of the characteristics shown except _____.

- A. All of the standardized residuals will be within ± 3 Standard Deviations
- B. The sum of the residuals is zero
- C. The residuals when plotted follow a Normal Distribution
- D. Most standardized residuals are within ± 2 Standard Deviations
- E. The Residual is equal to the difference between the observed and predicted values

Answer: A

NEW QUESTION 56

In a Fishbone Diagram the 6M's stand for Methods, Measurements, Machine, Man, Mother Nature and _____.

- A. Management
- B. Merger
- C. Materials
- D. Medical

Answer: C

NEW QUESTION 60

Assessing process proportion as opposed to evaluating a process with respect to a set target can be done using one or more of these.(Note:There are 2 correct answers).

- A. Process proportion equals some desired value
- B. Process proportion equals some value range
- C. Target is current
- D. When we deal with Attribute type data
- E. Proportion of the tail is equal

Answer: AD

NEW QUESTION 62

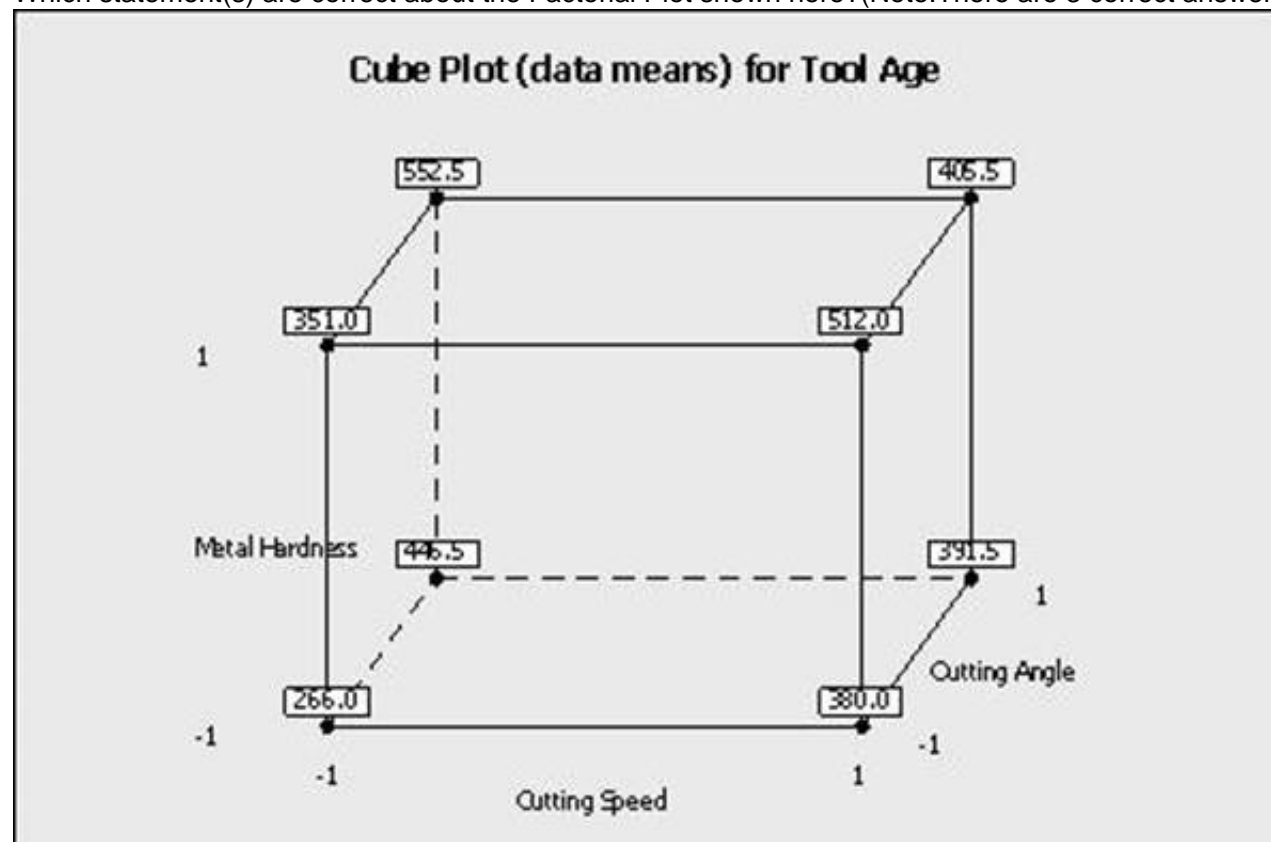
All the data points that represent the total set of information of interest is called the _____.

- A. Population
- B. Sample
- C. Frame
- D. Spread

Answer: A

NEW QUESTION 64

Which statement(s) are correct about the Factorial Plot shown here?(Note:There are 3 correct answers).



- A. When the cutting speed increased from low to high level, the tool age increases
- B. The coefficient of the metal hardness is positively related to the output of tool age
- C. The coded coefficient is lower for cutting speed than the cutting angle related to the output of tool age
- D. These plots prove a statistically significance factor with 95% confidence
- E. These plots are an example of interaction plots

Answer: ABC

NEW QUESTION 67

If the results from a Hypothesis Test are located in the "Region of Doubt" area, what can be concluded?

- A. Rejection of the Alpha
- B. We fail to reject the Null Hypothesis
- C. The test was conducted improperly
- D. We reject the Null Hypothesis

Answer: D

NEW QUESTION 69

Of the various types of data shown which is NOT representative of Variable Data.

- A. Child's height is 4 foot 3 inches
- B. Three employees wore hard hats
- C. Car burned 2.7 gallons of gasoline
- D. Train was going 140 kilometers per hour

Answer: B

NEW QUESTION 71

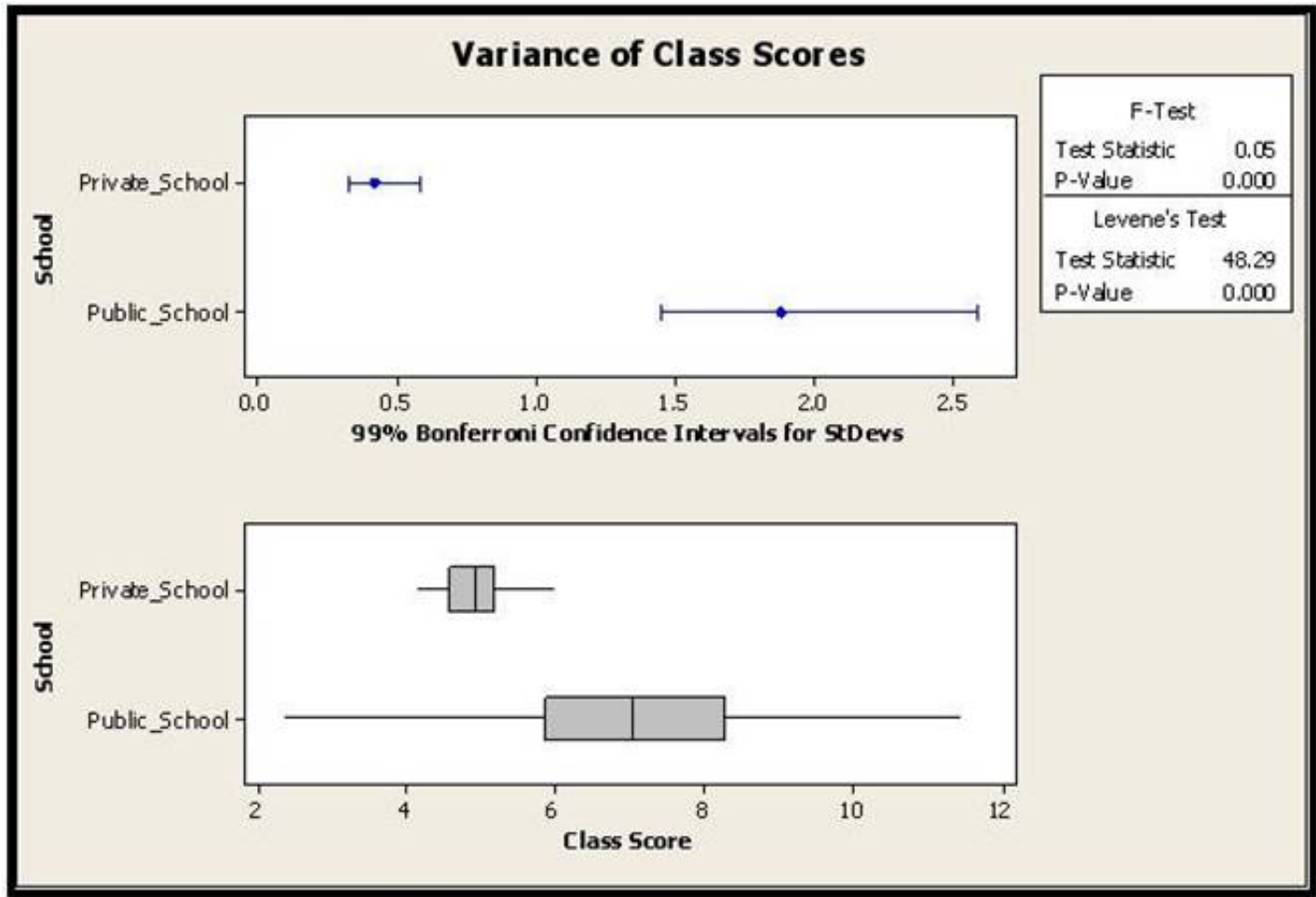
If a Six Sigma project was to reduce repair station inventory and the team found the inventory was creeping up over time which Lean tools should be considered in the Control Phase to reestablish and sustain the project success?

- A. Review the Visual Factory to assure inventory in excess of desired visible
- B. Improve the lighting to assure adequate visibility
- C. Analyze data from supplier deliveries
- D. Reword the standardized work instructions to use active verbs and not passive phrases

Answer: A

NEW QUESTION 76

From the variance F-test shown above, which of these conclusions is/are valid?



Test for Equal Variances: Class Score versus School

99% Bonferroni confidence intervals for standard deviations

School	N	Lower	StDev	Upper
Private_School	50	0.32753	0.42210	0.58233
Public_School	50	1.45338	1.87303	2.58404

F-Test (Normal Distribution)
 Test statistic = 0.05, p-value = 0.000

- A. The variance between the class score distribution is significantly different

- B. The variance between the class score distribution is not significantly different
- C. This test applies only to Normal Distributed data at 99 % confidence
- D. This test applies only to Non-normal Data at 99 % confidence
- E. There are not enough data points to make any statistical conclusions

Answer: A

NEW QUESTION 79

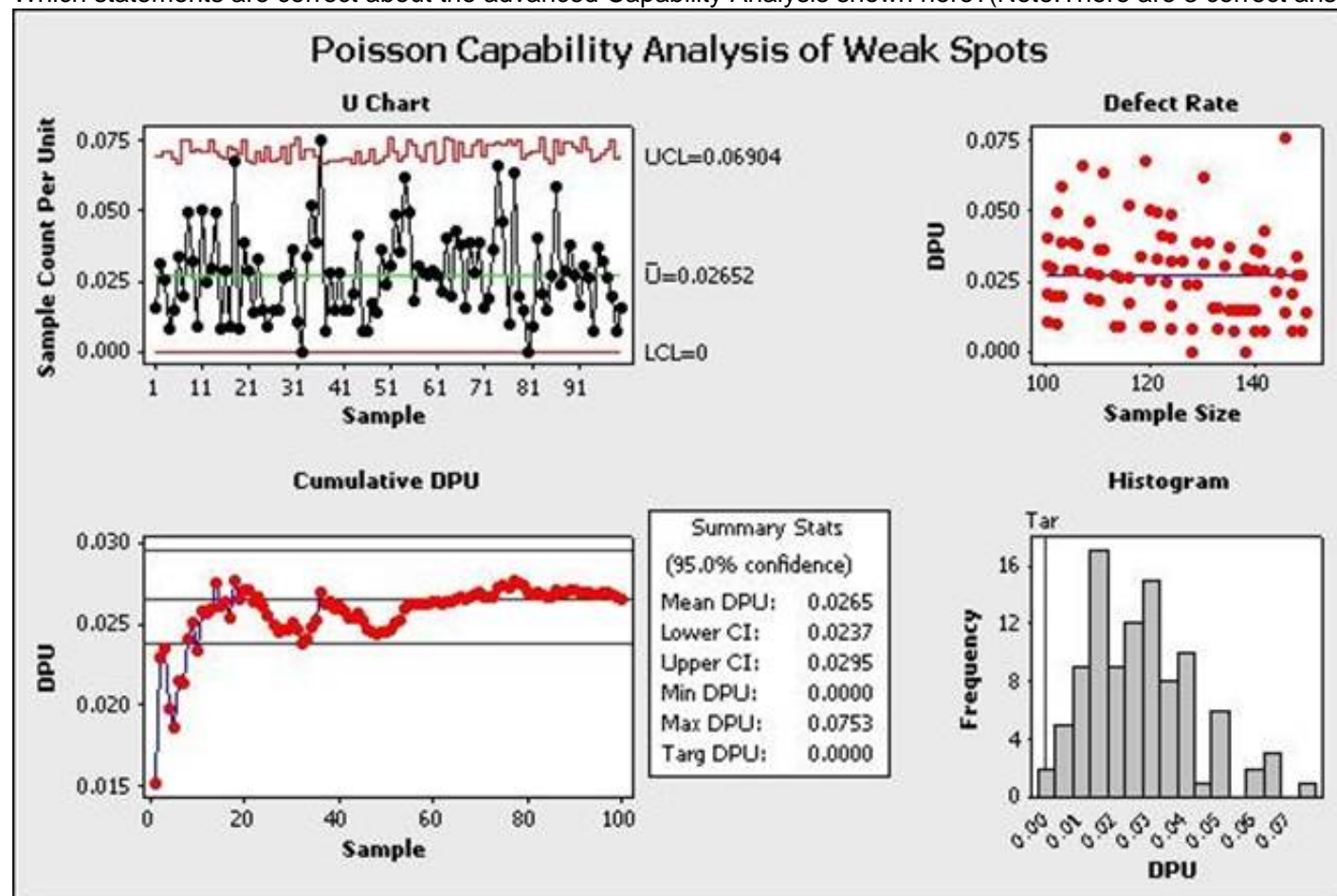
Sally bought a blender from her local appliance store. When she changed blades the blender would not function. For the manufacturer this would be categorized as what type of cost?

- A. Internal Failure Costs
- B. External Failure Costs
- C. Prevention Costs
- D. Appraisal Costs

Answer: B

NEW QUESTION 81

Which statements are correct about the advanced Capability Analysis shown here?(Note:There are 3 correct answers).



- A. This is a Poisson Capability Analysis
- B. The average DPU with 95% confidence is between 0.024 and 0.0295
- C. The DPU does not seem to vary depending on sample size
- D. The process shows only one instance of being out of control statistically so we have confidence in the estimated DPU of this process
- E. The maximum DPU in one observation was nearly 0.0753

Answer: BCE

NEW QUESTION 82

Sally and Sara sell flower pots at their garage sale. Sally motivates Sara mentioning that they will sell a minimum of 15 pots per day if the outside temperature exceeds 60o F. From a sample, whose population is assumed to follow a Normal Distribution, taken for 30 days at 60 degrees or more an average of 13.6 pots per day were sold with a Standard Deviation of 0.7 pots. The statistical Degrees of Freedom for this example are?

- A. 1
- B. 29
- C. 30
- D. 31
- E. 2

Answer: B

NEW QUESTION 84

An ANOVA used across many dependent variables could increase the Beta risk.

- A. True
- B. False

Answer: B

NEW QUESTION 89

With Measurement System Analysis we are concerned with two issues that impact the potential variability of the data. They are _____ and Accuracy.

- A. Spread
- B. Reliability
- C. Precision
- D. Deflection

Answer: C

NEW QUESTION 94

A valid mathematical Regression represents all of the characteristics shown except _____.

- A. The residuals when plotted follow a Normal Distribution
- B. The sum of the residuals is zero
- C. All of the standardized residuals will be within ± 3 Standard Deviations
- D. Most standardized residuals are within ± 2 Standard Deviations

Answer: A

NEW QUESTION 99

A Belt working in a supply chain environment has to make a decision to change suppliers of critical raw materials for a new product upgrade. The purchasing manager is depending on the Belt's effort requiring that the average cost of an internal critical raw material component be less than or equal to \$3,800 in order to stay within budget. Using a sample of 38 first article components, a Mean of the new product upgrade price of \$3,680, and a Standard Deviation of \$120 was estimated. In order to increase the Long Term Z value to 5, what is the maximum long term variation in pricing the Belt can accept for his upgraded critical raw material component?

- A. \$6
- B. \$12
- C. \$24
- D. \$48

Answer: C

NEW QUESTION 100

When a Belt implements an improvement that is automated thus requiring no particular understanding for use he has applied which Lean tool?

- A. Mistake Proofing
- B. Kaizen Event
- C. 5S
- D. None

Answer: A

NEW QUESTION 104

From this list select the items that define what an X-Y Diagram is. (Note: There are 4 correct answers).

- A. Created for every project
- B. Based on team's collective opinions
- C. Updated whenever a parameter is changed
- D. Used to show each step in a process
- E. A living document throughout project lifecycle

Answer: ABCE

NEW QUESTION 106

Early in a project a Belt will want to begin to identify and evaluate risk factors for the subject process and will therefore begin building a(n) _____.

- A. SIPOC
- B. FMEA
- C. Business Case
- D. Team charter

Answer: B

NEW QUESTION 110

Assessing process proportion as opposed to evaluating a process with respect to a set target can be done using which of these?

- A. Process proportion equals some value range
- B. Process proportion equals some desired value
- C. Target is current
- D. Proportion of the tail is equal

Answer: B

NEW QUESTION 115

Using this partial Z Table, how many units from a month's production run are expected to not satisfy customer requirements for the following process?
 Upper specification limit: 8.4 Lower specification limit: 4.7 Mean of the process: 6.2 Standard Deviation: 2.2 Monthly production: 360 units

- A. 8
- B. 13
- C. 28
- D. 57

Answer: D

NEW QUESTION 116

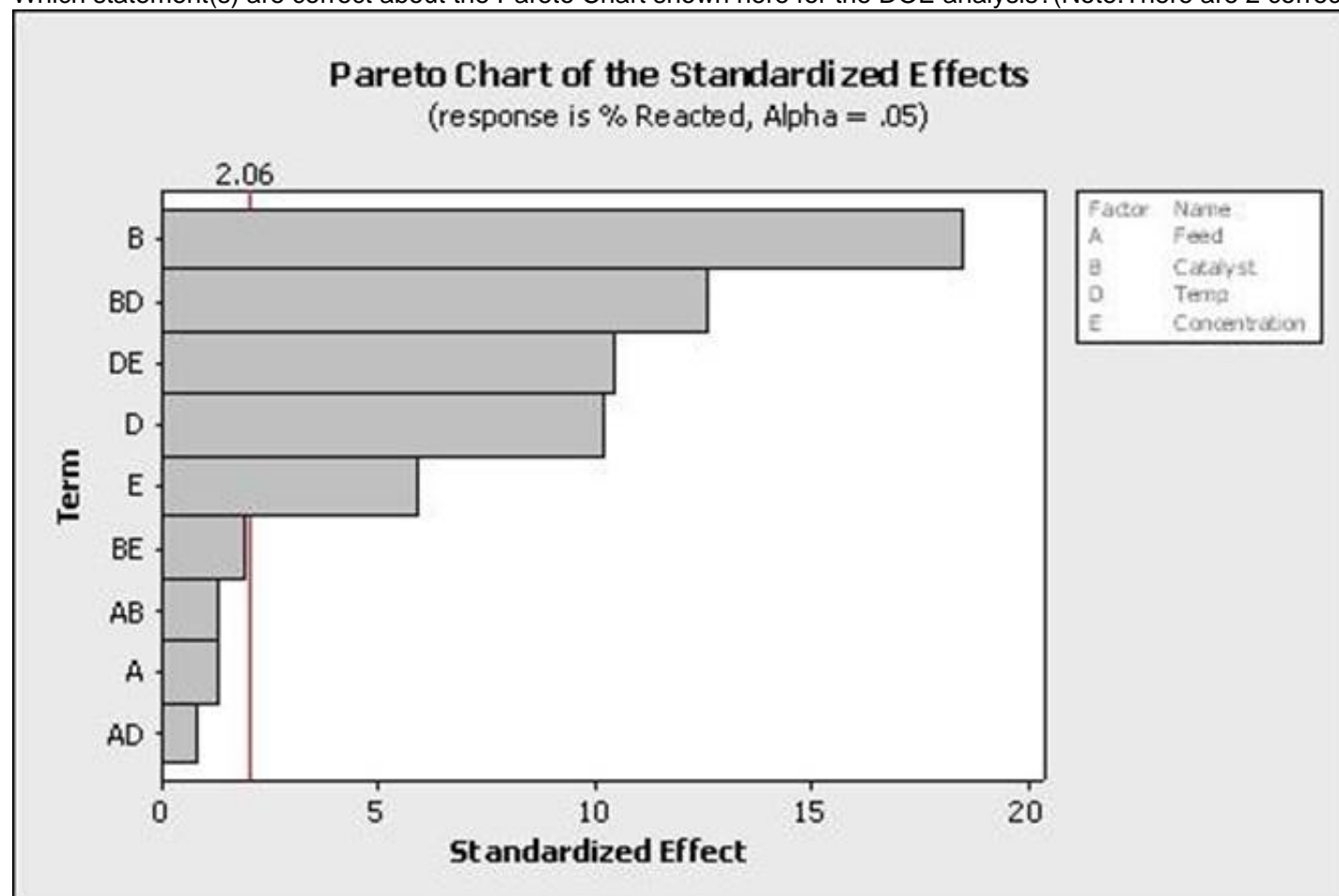
Special Cause Variation falls into which two categories?

- A. Natural & Unnatural
- B. Short Term & Long Term
- C. Assignable & Pattern
- D. Attribute & Discreet

Answer: C

NEW QUESTION 119

Which statement(s) are correct about the Pareto Chart shown here for the DOE analysis?(Note:There are 2 correct answers).



- A. It is unknown from this graph how many factors were in the Experimental Design
- B. The factors to keep in the mathematical model are E, D, DE, BD and B with an alpha risk equal to 2.06
- C. The effects to keep in the mathematical model are E, D, DE, BD and B with an alpha risk equal to 0.05
- D. The factors to keep in the mathematical model with a 5% alpha risk are BE, AB, A and AD

Answer: AC

NEW QUESTION 121

When a Belt Poka-Yoke's a defect out of the process entirely then she should track the activity with a robust SPC system on the characteristic of interest in the defect as an early warning system.

- A. True
- B. False

Answer: B

NEW QUESTION 126

Common and _____ Cause Variation are the focus of Statistical Process Control.

- A. Uncommon
- B. Ordinary
- C. Special
- D. Selective

Answer: C

NEW QUESTION 129

When we compare short-term and long-term Capability which of these is true?

- A. Cp is better for the short term
- B. Both short-term and long-term performance are alike
- C. Performance tends to improve over time
- D. Cp is better for the long-term

Answer: A

NEW QUESTION 133

For her injection molding project a _____ Belt needed to track the percentage of defectives of a particular sample set so she used a to display the data?

- A. Individual Chart
- B. C Chart
- C. Xbar Chart
- D. P Chart

Answer: D

NEW QUESTION 138

Common and Special Cause _____ are the focus of Statistical Process Control.

- A. Prediction
- B. Ideation
- C. Capability
- D. Variation

Answer: D

NEW QUESTION 141

Which of these are examples of business metrics or Key Performance Indicators commonly referred to as KPI's?

- A. Cycle Time
- B. Defects
- C. N
- D. of Units Reworked
- E. Labor Hours
- F. All of these answers are correct

Answer: E

NEW QUESTION 146

Relative to a Design of Experiments the term Collinear refers to variables being a _____ of each other.

- A. Linear combination
- B. Directly parallel
- C. Mirror image
- D. None of the above

Answer: A

NEW QUESTION 150

What is the Ppk of a process with a spread of 24 units, an average of 68, an upper limit of 82 and a lower limit of 54?

- A. 1.68
- B. 2.00
- C. 4.00
- D. 4.42

Answer: C

NEW QUESTION 151

Measurement _____ is defined as the difference between the observed and the expected values for a given set of data.

- A. Breadth
- B. Linearity
- C. Range
- D. Bias

Answer: D

NEW QUESTION 156

If an experiment has 5 factors and no replicates for a 2-level Experimental Design with 16 experimental runs which statement(s) are correct?(Note:There are 3 correct answers).

- A. The Main Effects for the 5 factors are not aliased or confounded but the 2-way interactions are confounded with the 3-way interactions
- B. The Main Effects are confounded with only 4-way interactions
- C. The Experimental Design is half-fractional
- D. The experiment has 8 experimental runs with the first factor at the high level
- E. The experiment has only 4 experimental runs with the 5th factor at the high level

Answer: BCD

NEW QUESTION 160

A natural logarithmic base is not required for which of these distributions for probability calculations?

- A. Weibull
- B. Binomial
- C. Poisson
- D. Normal

Answer: D

NEW QUESTION 164

Screening experiments are the proper choice when a Belt is faced with the situation of highly Fractional Factorial Designs.

- A. True
- B. False

Answer: A

NEW QUESTION 167

If an experiment has 5 factors and no replicates for a 2-level Experimental Design with 16 experimental runs which statement is incorrect?

- A. The Experimental Design is half-fractional
- B. The Main Effects are confounded with only 4-way interactions
- C. The Main Effects for the 5 factors are not aliased or confounded but the 2-way interactions are confounded with the 3-way interactions
- D. The experiment has 8 experimental runs with the first factor at the high level

Answer: C

NEW QUESTION 170

Production Line 1 is able to complete 500 units per shift. Production Line 2 is able to finish 1,500 units per shift. Production Line 2 is 3 times faster than Production Line 1. This analysis is an example of _____ Scale Data.

- A. Nominal
- B. Ratio
- C. Ordinal
- D. Interval

Answer: B

NEW QUESTION 174

The English words used for the 5S's are Sorting, Straightening, _____, _____ and Sustaining. (Note:There are 2 correct answers).

- A. Shaping
- B. Shining
- C. Standardizing
- D. Signing

Answer: BC

NEW QUESTION 179

As a means of measuring the effects on other areas of a process as a result of changes in the primary metric we also define and track _____.

- A. Parallel process metrics
- B. Secondary metrics
- C. Tertiary metrics
- D. Industry standards

Answer: B

NEW QUESTION 184

The Waste of Overproduction is defined as _____.

- A. The unnecessary movement of people and equipment
- B. The liability of materials that are bought, invested in and not immediately sold or used
- C. Producing more than the next step needs or more than the customer buys
- D. The extra movement of material

Answer: C

NEW QUESTION 189

If a process has subgroups for Variable data and the process runs for a long period of time, then the best pair of SPC Charts to use would be an Xbar and _____.

- A. NP Chart
- B. Individuals Chart
- C. R Chart
- D. C Chart

Answer: C

NEW QUESTION 192

When a Belt decides to use written procedures and visual controls to improve the consistency of the tasks that must occur in the process he is improving he has utilized the _____ activity of 5S.

- A. Sustaining
- B. Sorting
- C. Standardizing
- D. Straightening

Answer: C

NEW QUESTION 196

Range Charts are the technique used to determine if Special Causes are occurring within the subgroups of the _____.

- A. Histograms
- B. SPC Charts
- C. NP Charts
- D. Pareto Charts

Answer: B

NEW QUESTION 200

A statistical test or Hypothesis Test is performed to reject or fail to reject a stated hypothesis and it converts the Practical Problem into a Statistical Problem.

- A. True
- B. False

Answer: A

NEW QUESTION 204

Kaizens or Kaikakus and Six Sigma projects are intended to create incremental process improvements versus breakthrough, significant improvements.

- A. True
- B. False

Answer: B

NEW QUESTION 207

A fundamental rule is that both Standard Deviation and Variance can be added.

- A. True
- B. False

Answer: B

NEW QUESTION 212

Which of the items listed do not define what an X-Y Diagram is?

- A. Created for every project
- B. Based on team's collective opinions
- C. Updated whenever a parameter is changed
- D. Used to show each step in a process
- E. A living document throughout project lifecycle

Answer: D

NEW QUESTION 213

For the data set shown here which of these statements is/are true?

Grade A	Grade B	Grade C
0.917	1.1	0.63
0.68	0.173	4.17
1.74	0.24	0.6
0.3	0.67	0.84
0.33	6.94	0.22
4.13		

- A. Hypothesis Testing of Means or Medians cannot be done since there are an unequal number of observations for the 3 samples
- B. A Paired T-test would be applicable for comparing Grade B and Grade A since they follow each other in the data set
- C. Grade A has the lowest sample Mean of the 3 samples
- D. Grade A has a higher sample Mean than Grade B

Answer: C

NEW QUESTION 217

If in an experiment all possible variable pairs sum to zero the design is Orthogonal.

- A. True
- B. False

Answer: A

NEW QUESTION 221

Following the completion of a LSS project the Belt not only creates a Control Plan he also develops a _____ so those involved in the process know what to do when the critical metrics move out of spec.

- A. Response Plan
- B. Call List
- C. Chain-of-Command
- D. Defect Analysis Plan

Answer: A

NEW QUESTION 225

To properly analyze the variables impacting the output of a process we need to collect data that represents at least 80% of the variation in the process and assure ourselves we are collecting data from all three types of variation which are _____.

- A. Within, Between and Temporal
- B. Within, Between and Temporary
- C. Without, Above and Below
- D. Induced, Natural and Unavoidable

Answer: A

NEW QUESTION 228

“A calculated time frame that matches customer demand” is a definition of what Lean Principles term?

- A. Value Stream
- B. Kaizen event
- C. Takt time
- D. Kanban

Answer: C

NEW QUESTION 230

A valuable tool to use during the Measure Phase to show material and information flow throughout an entire process is the _____.

- A. Value Stream Map
- B. FMEA
- C. Pareto Chart
- D. Standard Operating Procedure

Answer: A

NEW QUESTION 232

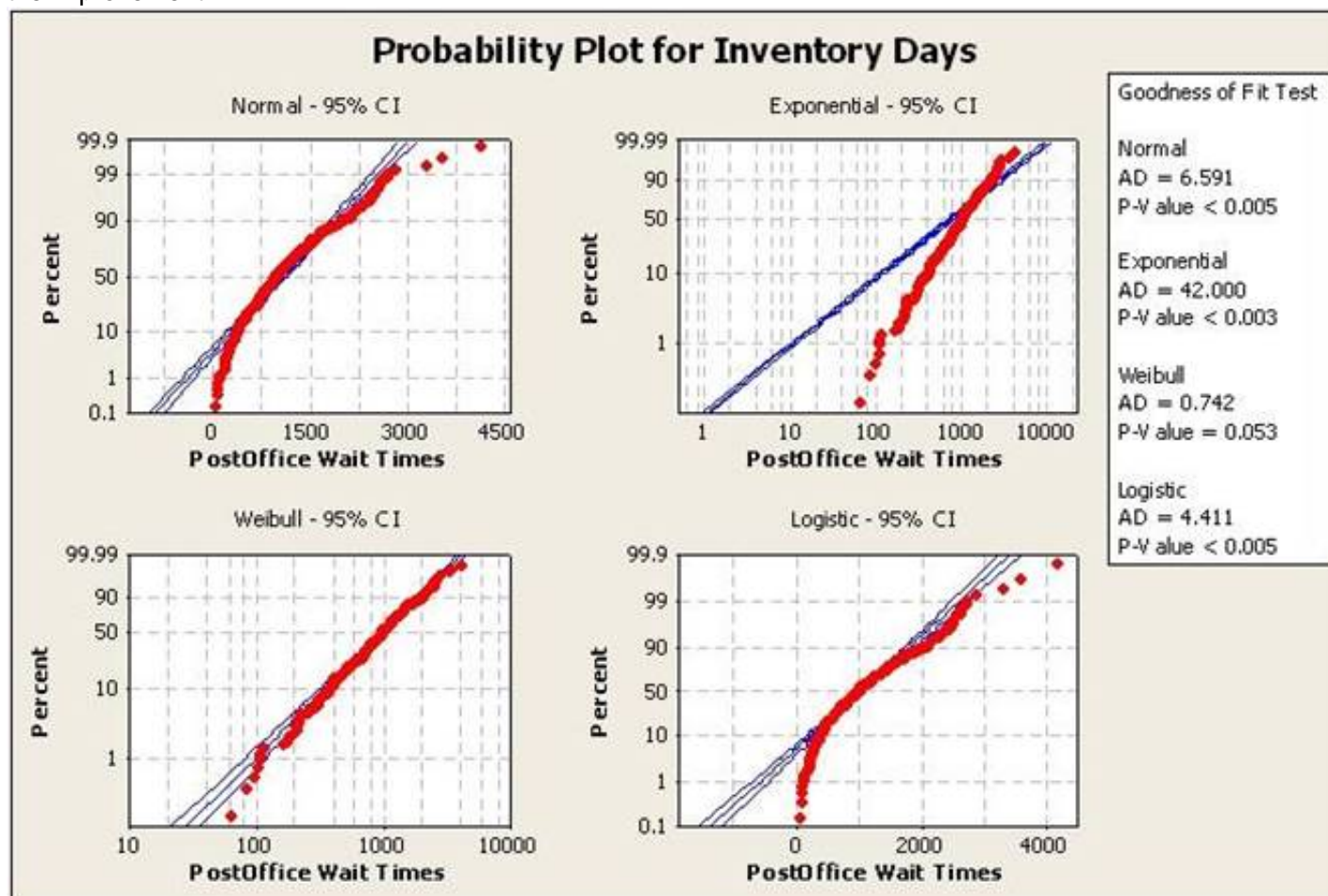
Contingency Tables are used to test for association, or dependency, between two or more classifications.

- A. True
- B. False

Answer: A

NEW QUESTION 237

A Lean Six Sigma project is attempting to reduce inventory days. The Process Capability will be monitored as part of the Control Phase to track the sustainability of the improvement.



Which distribution type is best used for performing the Capability Analysis?

- A. Weibull Distribution
- B. Normal Distribution
- C. Exponential Distribution
- D. Logistic Distribution
- E. Gaussian Distribution

Answer: A

NEW QUESTION 240

A Belt working in a supply chain environment has to make a decision to change suppliers of critical raw materials for a new product upgrade. The purchasing manager is depending on the Belt's effort requiring that the average cost of an internal critical raw material component be less than or equal to \$4,200 in order to stay within budget. Using a sample of 35 first article components, a Mean of the new product upgrade price of \$4,060, and a Standard Deviation of \$98 was estimated. The Alternative Hypothesis in the above example is?

- A. The Standard Deviation is equal to \$300
- B. The Mean is less than \$4,320
- C. The Mean is equal to \$4,060
- D. The Mean is less than \$4,200
- E. The Mean is greater than \$ 4,200

Answer: E

NEW QUESTION 242

What aspects of Measurement Systems Analysis (MSA) studies are applicable when the process used to measure does not damage the part?

- A. Destructive variable gage R&R and Crossed Study
- B. Destructive variable gage R&R and Nested Study
- C. Nondestructive variable gage R&R and Crossed Study
- D. Nondestructive variable gage R&R and Nested Study

Answer: D

NEW QUESTION 244

Which statement(s) are most correct for the Regression Analysis shown here?

Regression Analysis: Turbine Output versus Air-Fuel Ratio, % steam, ...

The Regression Equation is

$$\text{TurbineOutput} = 16.5 + 3.21 \text{ Air-Fuel Ratio} + 0.386 \% \text{ methane} + 0.0166 \text{ SteamExitTemp}$$

Predictor	Coef	SE Coef	T	P
Constant	16.488	2.918	5.65	0.000
Air-Fuel Ratio	3.2148	0.2377	13.52	0.000
% methane	0.38637	0.07278	5.31	0.000
SteamExitTemp	0.016576	0.004273	3.88	0.004

S = 0.508616 R-Sq = 98.6% R-Sq(adj) = 98.2%

Analysis of Variance

Source	DF	SS	MS	F	P
Regression	3	170.003	56.668	219.06	0.000
Residual Error	9	2.328	0.259		
Total	12	172.331			

Source	DF	Seq SS
Air-Fuel Ratio	1	159.048
% methane	1	7.062
SteamExitTemp	1	3.892

- A. The Regression explains 50.8% of the process variation
- B. The air-fuel ratio explains most of the TurbineOutput variation
- C. This Simple Linear Regression explains 98+% of the process variation
- D. This Multiple Linear Regression has four statistically significant independent variables

Answer: B

NEW QUESTION 248

Customers make their decisions based on Features, Integrity (of the seller) Delivery and _____?

- A. Color
- B. Expense
- C. Season
- D. None

Answer: B

NEW QUESTION 249

Kanban establishes a means of monitoring production, conveyance and delivery information such that efficient flow is established. The method used by Kanban is to require a _____ before anything moves.

- A. Sign-off
- B. Signal
- C. Bell to ring
- D. Work order

Answer: B

NEW QUESTION 250

The reported Cpk for a process with an average of 98 units, a spread of 16 units and upper and lower specification limits of 115 and 90 units would be?

- A. 0.5
- B. 0.75
- C. 1.00
- D. 1.25

Answer: C

NEW QUESTION 252

In a good Measurement System the most variation will be with part-to-part measurements. What should you do if the majority of variation is associated with the Gage R&R assuming the gage is technically capable?

- A. Focus on fixing the Repeatability and Reproducibility of the measurement device
- B. Purchase a new machine
- C. Focus on trimming the Part-to-Part variation
- D. Run another MSA test with the machine

Answer: A

NEW QUESTION 257

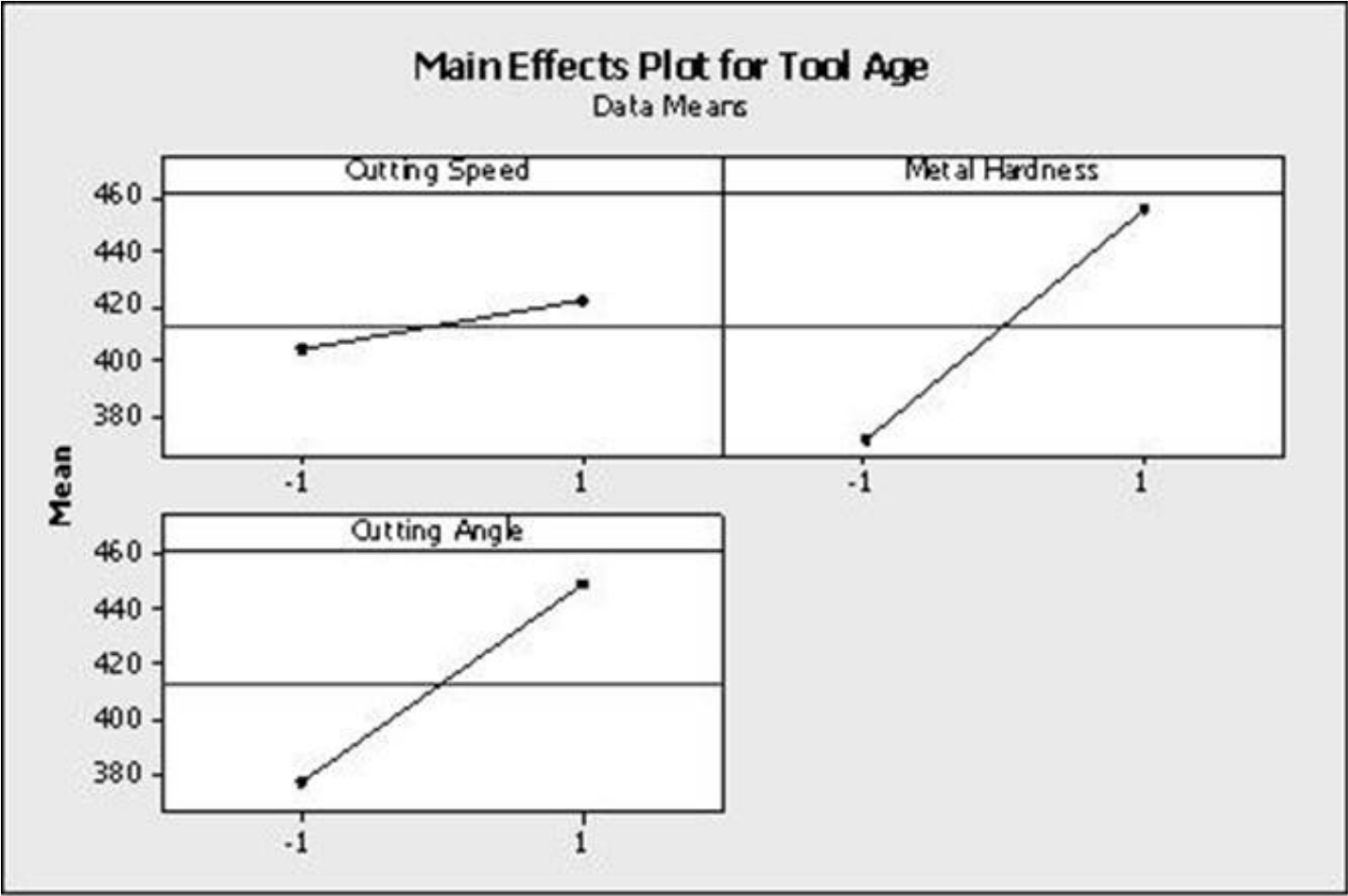
Appropriate measures means that measurements are .

- A. Representative
- B. Sufficient
- C. Contextual
- D. Relevant
- E. All of these answers are correct

Answer: E

NEW QUESTION 261

Which statement(s) are correct about the DOE Factorial plot output here?(Note:There are 3 correct answers).



- A. Two factors were operated at 3 levels each
- B. The highest tool age was achieved with metal hardness at high level while keeping the cutting speed at the low level
- C. The design indicated above is a 32 factorial design
- D. The cutting speed and cutting angle are at the low level for the least tool age achieved
- E. All factors had 2 levels in the experiment

Answer: BCE

NEW QUESTION 262

.....

Thank You for Trying Our Product

We offer two products:

1st - We have Practice Tests Software with Actual Exam Questions

2nd - Questions and Answers in PDF Format

ICBB Practice Exam Features:

- * ICBB Questions and Answers Updated Frequently
- * ICBB Practice Questions Verified by Expert Senior Certified Staff
- * ICBB Most Realistic Questions that Guarantee you a Pass on Your First Try
- * ICBB Practice Test Questions in Multiple Choice Formats and Updates for 1 Year

100% Actual & Verified — Instant Download, Please Click
[Order The ICBB Practice Test Here](#)