

## Exam Questions NS0-162

NetApp Certified Data Administrator, ONTAP

<https://www.2passeasy.com/dumps/NS0-162/>



### NEW QUESTION 1

You have finished deploying a NetApp AFF A400 cluster.

Before you place the array into production, which two tools should be used to validate the deployment? (Choose two.)

- A. OnCommand Workflow Automation
- B. Active IQ Unified Manager
- C. Active IQ Config Advisor
- D. Active IQ Web site

**Answer:** AB

### NEW QUESTION 2

Which three protocols are supported by NetApp ONTAP Select? (Choose three.)

- A. NFS
- B. SCSI
- C. NVMe
- D. FCP
- E. CIFS

**Answer:** ABE

### NEW QUESTION 3

You have an Internet of Things (IoT) application that will use SMB shares on a remote ONTAP Select Instance. There are no name services and only a local network is available at the remote IoT site.

In this scenario, which two features are supported by ONTAP software for the IoT application? (Choose two.)

- A. Active Directory users
- B. SMB Server in workgroup mode
- C. SMB3 Witness protocol
- D. CIFS local users

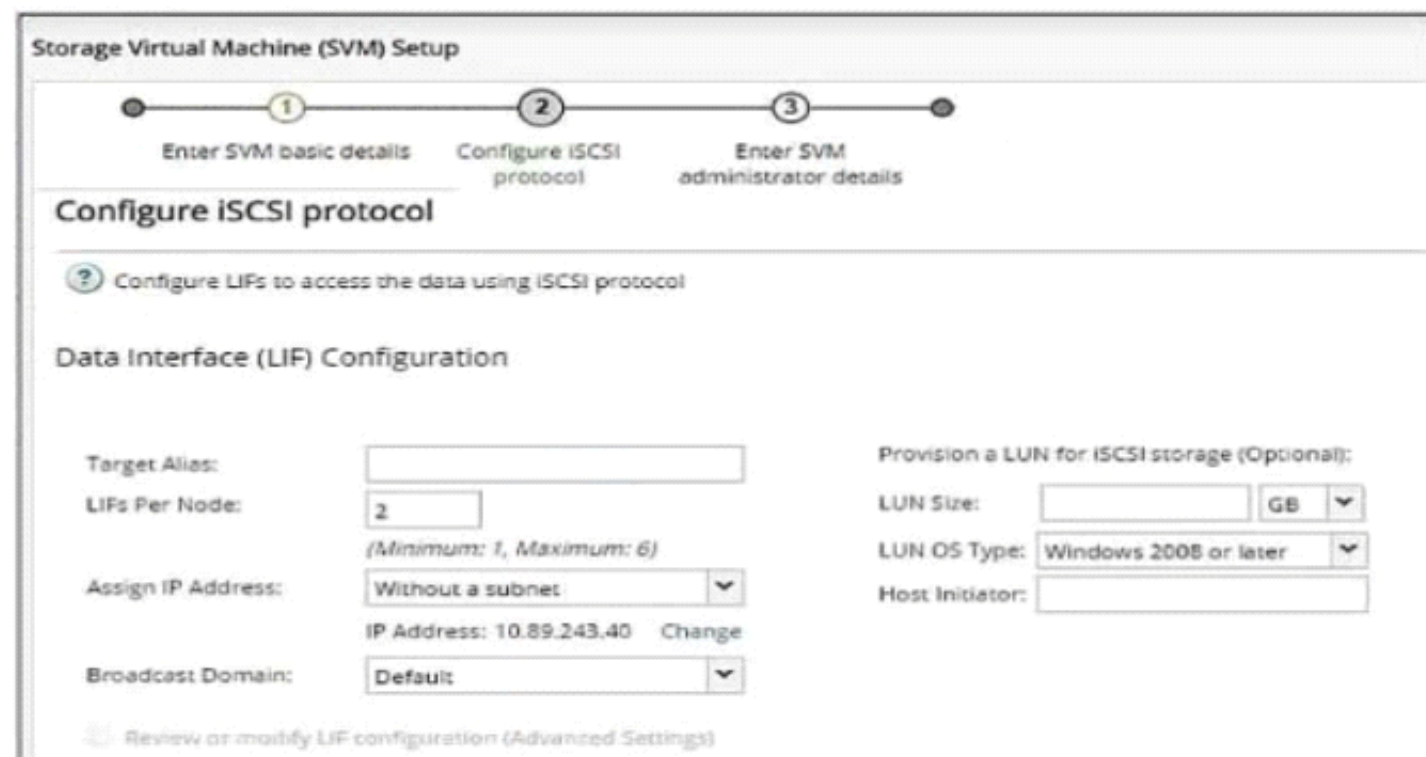
**Answer:** BD

### Explanation:

[https://kb.netapp.com/Advice\\_and\\_Troubleshooting/Data\\_Storage\\_Software/ONTAP\\_OS/Is\\_Workgroup\\_Mode](https://kb.netapp.com/Advice_and_Troubleshooting/Data_Storage_Software/ONTAP_OS/Is_Workgroup_Mode)

### NEW QUESTION 4

Exhibit



You have a 4-node cluster.

How many iSCSI LIFs will be created from the SVM setup wizard, as shown in the exhibit?

- A. 8
- B. 6
- C. 16
- D. 2

**Answer:** A

### NEW QUESTION 5

After attempting to perform an ONTAP upgrade. It fails during the pre-check. In this scenario, what would cause this problem?

- A. encrypted volumes
- B. offline volume

- C. Idle SnapMirrors
- D. offline data LIF

Answer: C

#### NEW QUESTION 6

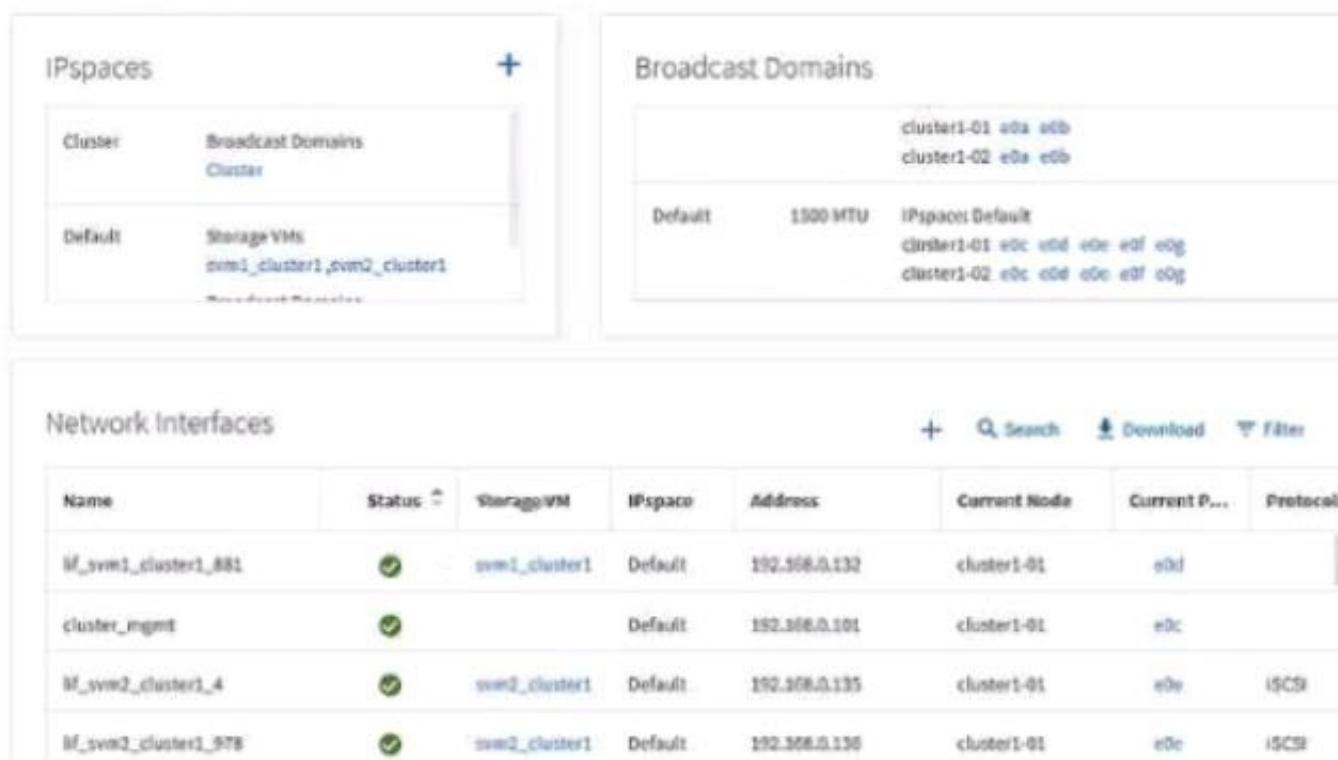
You have a 2-node NetApp FAS500f system serving NAS and SAN protocols. The cluster is running NetApp ONTAP 9.8. You have a requirement to use SnapMirror to mirror your data to public cloud object storage. In this scenario, which ONTAP native solution is supported?

- A. Flash Pool
- B. Cloud Backup Service
- C. Cloud Compliance service
- D. Cloud Sync

Answer: D

#### NEW QUESTION 7

Exhibit



The exhibit shows the ONTAP 9.8 Network Interfaces configuration page. It includes sections for IPspaces, Broadcast Domains, and a table of Network Interfaces.

**IPspaces:**

Cluster	Broadcast Domains
Default	Storage VMs svm1_cluster1,svm2_cluster1

**Broadcast Domains:**

	cluster1-01	e0a e0b
	cluster1-02	e0a e0b
Default	1500 MTU	IPspace: Default cluster1-01 e0c e0d e0e e0f e0g cluster1-02 e0c e0d e0e e0f e0g

**Network Interfaces:**

Name	Status	Storage VM	IPspace	Address	Current Node	Current P...	Protocols
lif_svm1_cluster1_881	✓	svm1_cluster1	Default	192.168.0.132	cluster1-01	e0d	
cluster_mgmt	✓		Default	192.168.0.101	cluster1-01	e0c	
lif_svm2_cluster1_4	✓	svm2_cluster1	Default	192.168.0.135	cluster1-01	e0e	iSCSI
lif_svm2_cluster1_978	✓	svm2_cluster1	Default	192.168.0.136	cluster1-01	e0e	iSCSI

You have Installed a new ONTAP 9.8 cluster and want to move the e0e and e0c ports into a new broadcast domain. Referring to the exhibit, which action satisfies this requirement?

- A. Use the irrDadcast-domain create command
- B. Use the broadcast-domain split command.
- C. Use ONTAP System Manager to create a new broadcast domain.
- D. Use the broadcast-domain= merge command.

Answer: B

#### NEW QUESTION 8

You are planning an installation of a new stack of shelves to an HA pair and need to locate empty SAS ports... In this scenario, which tool would you use to accomplish this task remotely?

- A. ONTAP System Manager
- B. Active IQ Web site
- C. Hardware Universe
- D. Interoperability Matrix Tool

Answer: D

#### NEW QUESTION 9

Which command parameter will result in a thin-provisioned LUN?

- A. -space-allocation enabled
- B. -space-reservation disabled
- C. -space-guarantee none
- D. -space-guarantee volume

Answer: C

#### NEW QUESTION 10

What establishes a quorum in a 4-node cluster?

- A. epsilon
- B. cluster peer

- C. ONTAP Mediator
- D. TieBreaker

**Answer:** A

#### NEW QUESTION 10

After creating an SVM In an ONTAP cluster, you are asked to delegate administration of the newly created SVM to an SVM administrator. In this scenario, which two tasks must you complete? (Choose two.)

- A. Create the vsadmin user account in the new SVM.
- B. Create a LIF for SVM management.
- C. Configure role-based access control (RBAC) for the vsadmin user account.
- D. Set a password for the vsadmin user account.

**Answer:** BD

#### NEW QUESTION 11

When you set up an ONTAP cluster, which two SVM types are automatically created? (Choose two.)

- A. admin
- B. node
- C. data
- D. cluster

**Answer:** AB

#### NEW QUESTION 15

A node fails on an HA configuration. A successful failover occurs, but your clients that are using the SMB protocol complain that they are not able to access their data.

In this scenario, what caused the problem?

- A. The surviving node is not licensed for CIFS.
- B. One of the cluster Interconnect ports on the surviving node failed.
- C. The quota for the qtree has been reached.
- D. The disk ownership did not transfer correctly.

**Answer:** A

#### NEW QUESTION 18

Which statement Is correct about Temperature Sensitive Storage Efficiency (TSSE)?

- A. TSSE Is enabled automatically on newly created thick provisioned volumes.
- B. TSSE operations on a AFF array are automatically throttled depending on whether data Is hot or cold.
- C. TSSE operations on Cloud Volumes ONTAP are automatically throttled depending on whether data is hot or cold.
- D. TSSE operations on ONTAP Select are automatically throttled depending on whether data is hot or cold.

**Answer:** B

#### Explanation:

<https://docs.netapp.com/ontap-9/index.jsp?topic=%2Fcom.netapp.doc.dot-cm-vsmg%2FGUID-65F2062F-DD7>

#### NEW QUESTION 19

A customer has a 2-node AFF A220 cluster and needs to enable the FC protocol. The onboard UTA2 ports are configured for 10Gbps Ethernet. In this scenario, what are two different methods to use FCP over the UTA2 ports? (Choose two.)

- A. Swap the Ethernet transceivers in the UTA2 ports for 1Gbps transceivers, and configure the ports as target ports.
- B. Connect onboard UTA2 ports to a Nexus switch and enable FCP.
- C. Swap the Ethernet transceivers in the UTA2 ports for FC transceivers, and configure the ports as targetports.
- D. Change the existing UTA2 ports from 10 Gbps speed to 8 Gb speed.

**Answer:** BC

#### NEW QUESTION 20

Click the Exhibit button.

You have an AFF A400 HA pair serving SMB locally and a FAS8300 HA pair serving SMB over FlexCache Both clusters are running ONTAP 9.8 software.

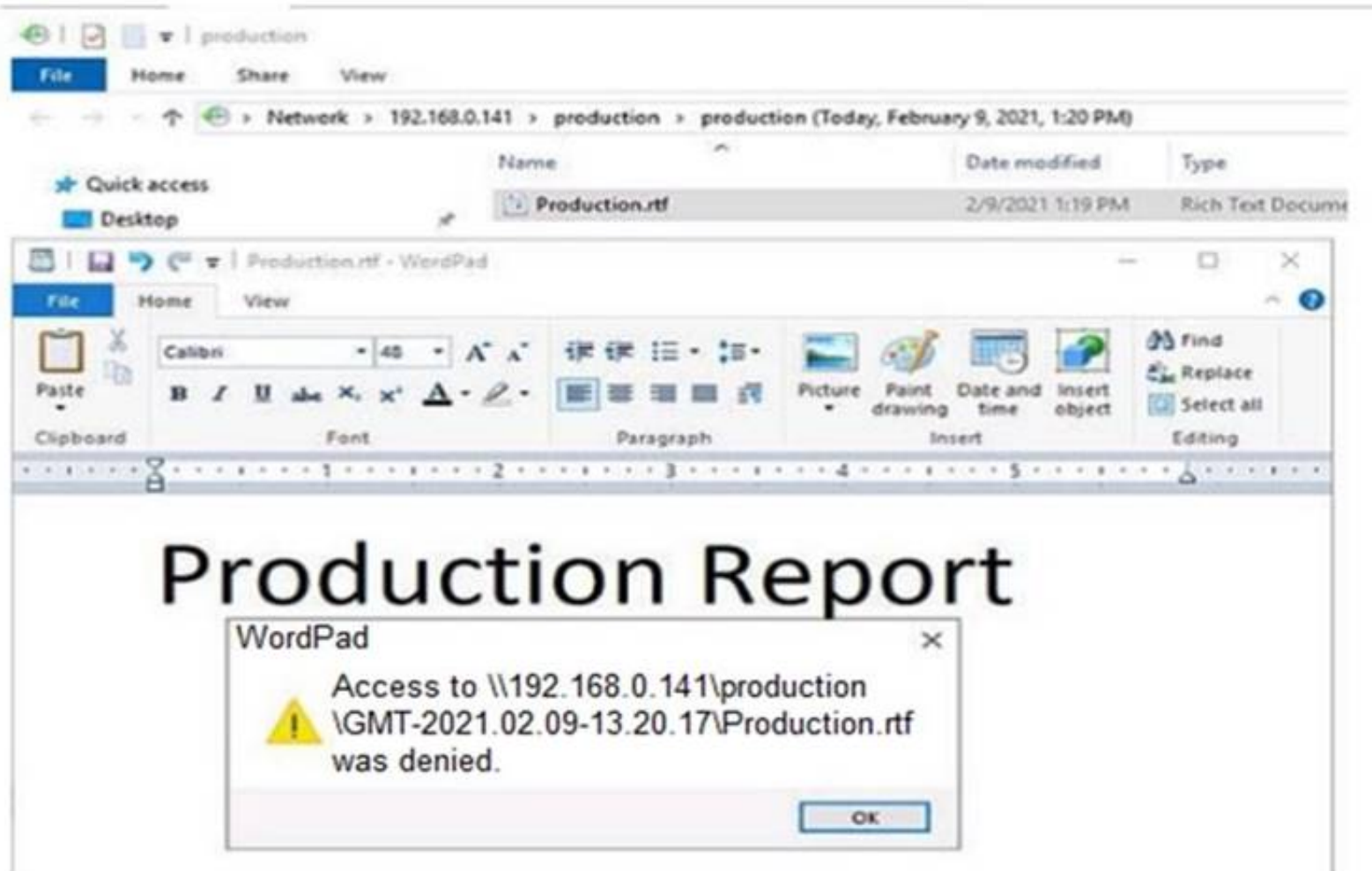
In this scenario, which two protocol features are supported at the remote cache? (Choose two.)

- A. multiprotocol NFSv4.1
- B. file locking
- C. multiprotocol NFSv3
- D. SMB3 continuously available (CA) shares

**Answer:** AD

#### NEW QUESTION 21

Exhibit.



A user cannot save a file on an ONTAP SMB share.  
 Referring to the exhibit, which action allows the user to save the file?

- A. Allow the file type, file In the CIFS Server policy.
- B. Let the user save the file to a writeable location.
- C. Synchronize the ONTAP Cluster time to the Active Directory time.
- D. Set the user permission for the share to write.

**Answer:** B

#### NEW QUESTION 26

After deploying an AFF A400, you want to deploy a storage virtual machine (SVM) to serve SMB data. Which three conditions must exist in this scenario? (Choose three.)

- A. You must have sufficient space for the root volume.
- B. You must have a non-root aggregate in the online state.
- C. You must have encryption enabled on the root volume.
- D. You must synchronize the cluster time.
- E. You must have configured the export policies.

**Answer:** ADE

#### NEW QUESTION 29

Your company wants to Increase access security In both their NFS and iSCSI environments. Currently iSCSI Is not authenticated and NFS relies only on export policies for security.

Which two enhancements do you use to satisfy this new criteria? (Choose two.)

- A. Enable Kerberos for NFS exports.
- B. Enable Kerberos for iSCSI LUN access.
- C. Enable Challenge-Handshake Authentication Protocol (CHAP) for NFS exports.
- D. Enable Challenge-Handshake Authentication Protocol (CHAP) for iSCSI LUN access.

**Answer:** AD

#### NEW QUESTION 30

Exhibit



```
cluster1::"> statistics show -object resource_headroom_cpu -raw -counter
ewma_hourly
```

```
Object: resource_headroom_cpu
Instance: CPU_sti2520-213
Start-time: 2/9/2020 16:06:27
End-time: 2/9/2020 16:06:27
Scope: sti2520-213
```

Counter	Value
ewma_hourly	-
current_ops	4376
current_latency	37719
current_utilization	96
optimal_point_ops	2573
optimal_point_latency	3589
optimal_point_utilization	72
optimal_point_confidence_factor	1

```
Object: resource_headroom_cpu
Instance: CPU_sti2520-214
Start-time: 2/9/2020 16:06:27
End-time: 2/9/2020 16:06:27
Scope: sti2520-214
```

Counter	Value
ewma_hourly	-
current_ops	10320
current_latency	47232
current_utilization	88
optimal_point_ops	2573
optimal_point_latency	3589
optimal_point_utilization	71
optimal_point_confidence_factor	1

You have a 2-node FAS8300 switchless cluster. You ran the performance capacity report to see the last hour of performance. Referring to the exhibit, which two statements describe the performance? (Choose two.)

- A. The CPU has been underutilized.
- B. The CPU has been overutilized.
- C. A storage failover event will cause performance issues.
- D. A storage failover event will have no performance degradation.

**Answer:** BC

#### NEW QUESTION 34

You are asked by your network engineering team to make sure that your NetApp cluster is configured to run LACP on its network ports. Which network component satisfies this request?

- A. VLAN
- B. Interface group
- C. broadcast domain
- D. failover group

**Answer:** B

#### NEW QUESTION 39

You need to configure data-at-rest encryption for your NetApp ONTAP 9.8 cluster. Your company does not have Key Management Interoperability Protocol (KMIP) services available but must require a passphrase to be entered when a node is rebooted. In this scenario, which two actions should be performed to satisfy these requirements? (Choose two.)

- A. Configure an external key management server.
- B. Enable onboard key management.
- C. Enable cluster-wide FIPS-compliant mode.
- D. Enable common criteria mode.

**Answer:** BD

#### Explanation:

Enabling onboard key management by default you are not required to enter a passphrase when the node is rebooted. To be asked the password, you need to enable the common criteria mode also.

#### NEW QUESTION 41

Click the Exhibit button.

A company has three servers that are using the iSCSI protocol to connect to a 2 node NetApp ONTAP cluster.

The server administrator notices that half of the paths are down. When you check the ONTAP cluster, you notice that the servers are logging into only the first controller.

Referring to the exhibit, which two steps do you take to troubleshoot the issue? (Choose two.)

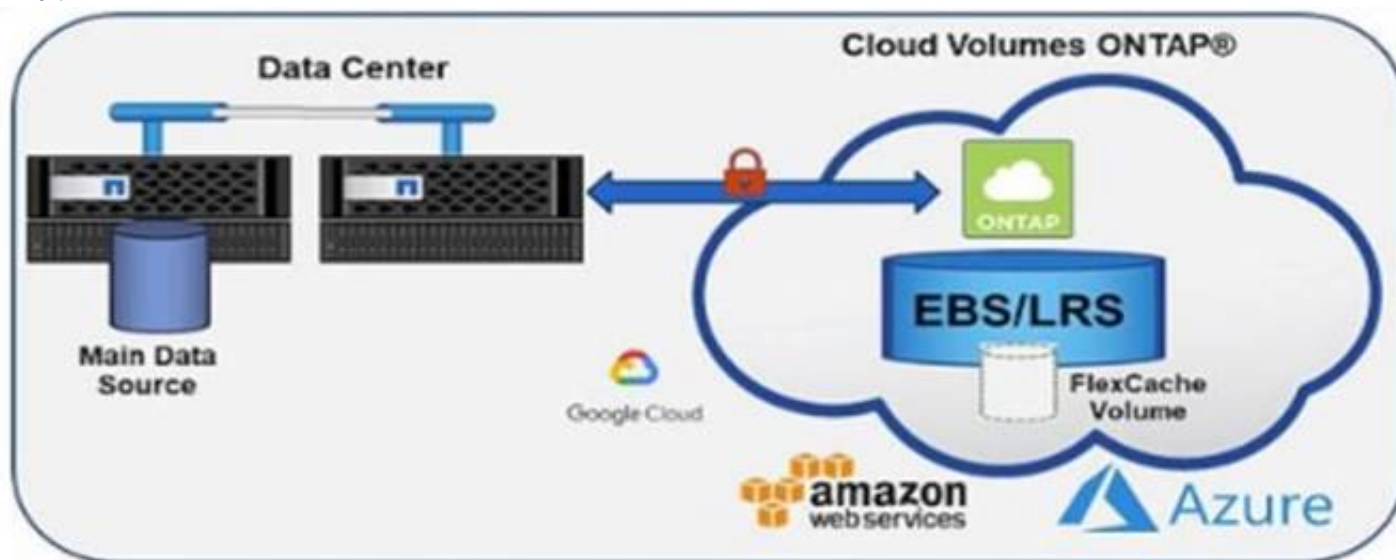
- A. Verify that the UFs are up.

- B. Verify that the iSCSI data protocol has been enabled on the ports.
- C. Verify that each server has been rebooted.
- D. Verify that the controller has not been taken over.

**Answer:** AB

#### NEW QUESTION 46

Exhibit.



You are caching on-premises ONTAP volumes into the cloud with Cloud Volumes ONTAP as shown in the exhibit. In this scenario, which two protocols are supported? (Choose two.)

- A. SMB
- B. NVMe
- C. iSCSI
- D. NFS

**Answer:** CD

#### NEW QUESTION 49

Exhibit

```
::> volume autosize -vserver SVM1 -volume vol1 -shrink-threshold-percent 60 -mode grow_shrink

vol autosize: Flexible volume "SVM1:vol1" autosize settings UPDATED.
Volume modify successful on volume: vol1
```

Referring to the exhibit, when will NAS vol1 shrink in size?

- A. when the aggregate containing vol1 is 60% full
- B. when the volume is 60% full
- C. when the volume is 40% full
- D. when the aggregate containing vol1 is 40% full

**Answer:** A

#### NEW QUESTION 54

All SMB users are reporting that their network share performance is slow on a new NetApp FAS500f HA pair. You determine that the users have converged network adapters (CNAs) with flow control enabled and no option to disable.

In this scenario, which two flow control settings are recommended on the NetApp ONTAP physical ports? (Choose two.)

- A. Disable flow control end-to-end on data network ports.
- B. Enable flow control end-to-end on cluster network ports.
- C. Enable flow control end-to-end on data network ports.
- D. Disable flow control end-to-end on cluster network ports.

**Answer:** CD

#### Explanation:

[https://kb.netapp.com/Advice\\_and\\_Troubleshooting/Data\\_Storage\\_Software/ONTAP\\_OS/What\\_are\\_the\\_flow\\_](https://kb.netapp.com/Advice_and_Troubleshooting/Data_Storage_Software/ONTAP_OS/What_are_the_flow_) Disable flow control on cluster network ports in the Data ONTAP cluster. Flowcontrol on the remaining network ports (the ports that provide data, management, and intercluster connectivity) should be configured to match the settings within the rest of your environment.

#### NEW QUESTION 59

Exhibit

```
cluster1::> network interface create -vservers vs0 -lif datalif1 -role data -home-node node0 -home-port e0c -address 192.0.2.130 -netmask 255.255.255.0 -failover-policy broadcast-domain-wide -firewall-policy data

cluster1::> network route show
(network route show)
Server          Destination      Gateway          Metric
-----
node1           0.0.0.0/0        10.61.208.1      20
node2           0.0.0.0/0        10.61.208.1      20
vs0             0.0.0.0/0        10.61.208.1      20
3 entries were displayed.
```

After creating a new LIF called datalif1 on SVM vs0, you notice connectivity issues to the newly created LIF, as shown in the exhibit. You have verified that the new LIF is online and the network team is able to see the MAC address on the switches. Referring to the exhibit, what would cause connectivity issues?

- A. The home port needs to be modified to port e0d.
- B. The route metric needs to be modified to a metric of 30.
- C. The route needs to be modified to reflect the correct gateway.
- D. The netmask needs to be modified to a /16 network.

**Answer:** A

#### NEW QUESTION 60

The source NAS volume of a SnapMirror relationship is unavailable due to networking issues at your organization's primary data center. You want to make the destination NAS volume writable so that clients are able to access their data. Which two steps do you need to take to solve the issue? (Choose two.)

- A. Break the SnapMirror relationship using the snapairrcr break command from the destination cluster.
- B. Delete the SnapMirror relationship from the destination cluster.
- C. Use the volume mount command to mount the NAS volume in the NFS namespace.
- D. Break the SnapMirror relationship using the snapmirror break command from the source cluster.

**Answer:** CD

#### NEW QUESTION 65

Exhibit.

```
Cluster1::> ifgrp show
Node   Port   Distribution   Active
Node   IfGrp  Function      MAC Address  Ports  Ports
-----
Node1   a0a    ip            02:a0:98:f1:2e:be partial e0c, e0d
Node2   ala    ip            02:a0:98:f1:21:88 full    e0c, e0d
2 entries were displayed.

Cluster1::> network port show -node Node1 -port e0c,e0d -fields mac,health-status
node   port mac          health-status
-----
Node1  e0c  00:a0:98:f1:2e:b2 degraded
Node1  e0d  00:a0:98:f1:2e:b3 healthy
```

You have received an alert from Active IQ Unified Manager that interface e0c has gone offline. Network engineering asks for the corresponding MAC address for the port that has a problem. Referring to the exhibit, which MAC address would you supply to the engineering team?

- A. 02:a0:98:f1:2e:be
- B. 00:a0:98:f1:2e:b2
- C. 00:a0:98:f1:2e:b3
- D. 02:a0:98:f1:21:88

**Answer:** C

#### NEW QUESTION 66

Which security method would be used to authenticate targets and Initiators in an iSCSI environment?

- A. NIS
- B. LDAP
- C. /etc/hosts
- D. CHAP

**Answer:** D



#### NEW QUESTION 69

You have an ESXI cluster with VMware VMFS LUNs on an AFF A400 system. After troubleshooting performance Issues, you determine that timeout best practices are not set on the hosts.

In this scenario, which NetApp tool would apply the best practice settings?

- A. SnapCenter Plug-in for VMware vSphere
- B. SAN Host Utilities
- C. Virtual Storage Console (VSC)
- D. SnapManager

**Answer: C**

#### NEW QUESTION 72

.....

## THANKS FOR TRYING THE DEMO OF OUR PRODUCT

Visit Our Site to Purchase the Full Set of Actual NS0-162 Exam Questions With Answers.

We Also Provide Practice Exam Software That Simulates Real Exam Environment And Has Many Self-Assessment Features. Order the NS0-162 Product From:

<https://www.2passeasy.com/dumps/NS0-162/>

## Money Back Guarantee

### NS0-162 Practice Exam Features:

- \* NS0-162 Questions and Answers Updated Frequently
- \* NS0-162 Practice Questions Verified by Expert Senior Certified Staff
- \* NS0-162 Most Realistic Questions that Guarantee you a Pass on Your FirstTry
- \* NS0-162 Practice Test Questions in Multiple Choice Formats and Updatesfor 1 Year