



Network-Appliance

Exam Questions NS0-184

NetApp Certified Storage Installation Engineer - ONTAP

About Exambible

Your Partner of IT Exam

Found in 1998

Exambible is a company specialized on providing high quality IT exam practice study materials, especially Cisco CCNA, CCDA, CCNP, CCIE, Checkpoint CCSE, CompTIA A+, Network+ certification practice exams and so on. We guarantee that the candidates will not only pass any IT exam at the first attempt but also get profound understanding about the certificates they have got. There are so many alike companies in this industry, however, Exambible has its unique advantages that other companies could not achieve.

Our Advances

* 99.9% Uptime

All examinations will be up to date.

* 24/7 Quality Support

We will provide service round the clock.

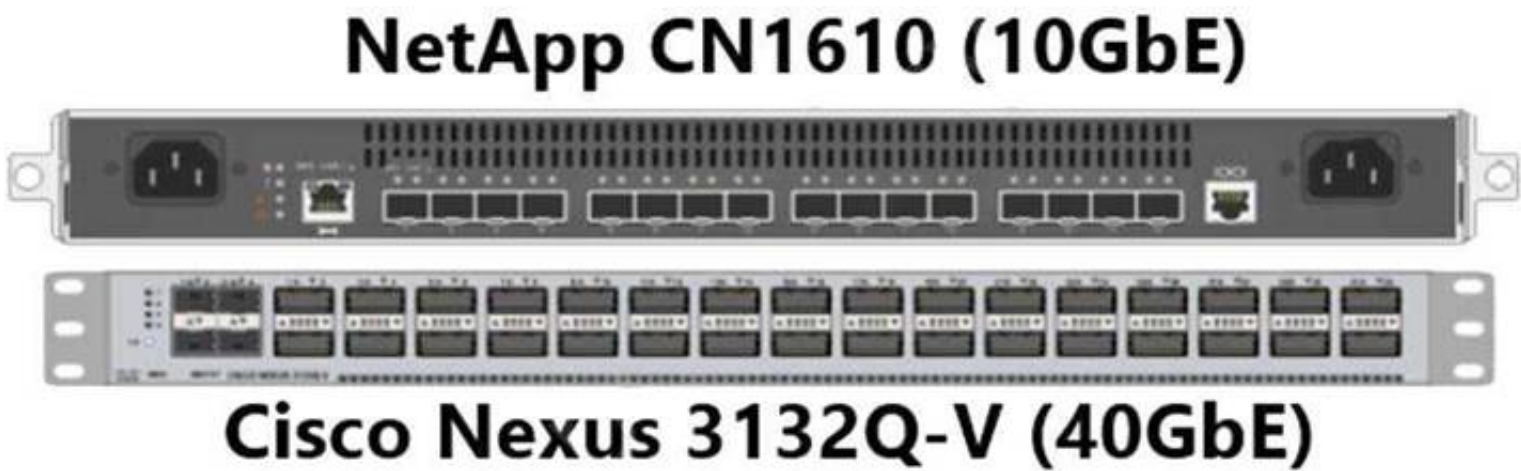
* 100% Pass Rate

Our guarantee that you will pass the exam.

* Unique Gurantee

If you do not pass the exam at the first time, we will not only arrange FULL REFUND for you, but also provide you another exam of your claim, ABSOLUTELY FREE!

NEW QUESTION 1
Click the Exhibit button.



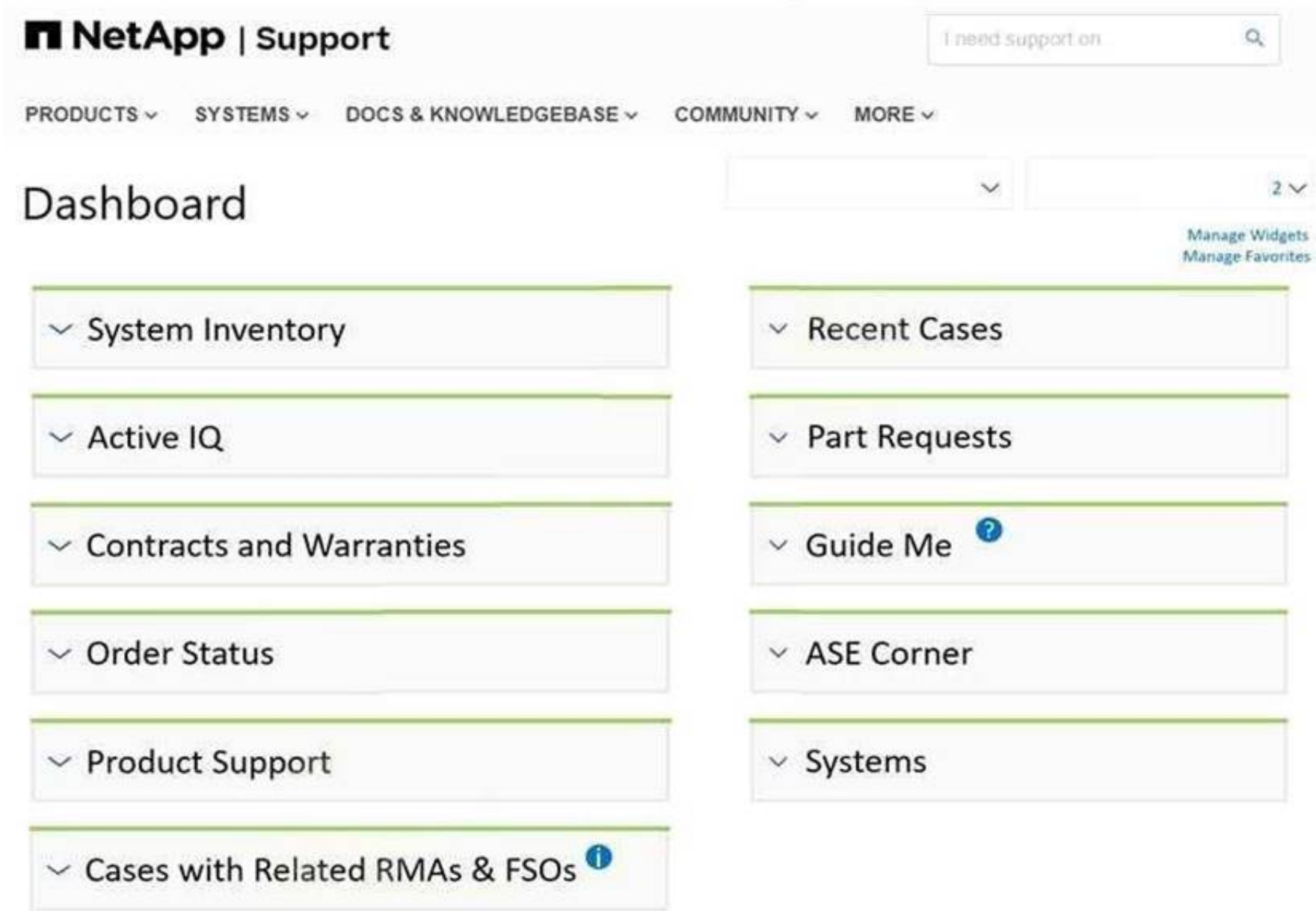
A customer wants to replace their ONTAP cluster CN1610 switches with Cisco Nexus 3132Q-V switches. They want to perform a non-disruptive upgrade. Referring to the exhibit, which cable will be required to non-disruptively migrate to the new switches?

- A. a 10GbE SFP+ to SFP+ cable
- B. a 100GbE QSFP28+ to 4x25GbE SFP28+ cable
- C. a 40GbE QSFP+ to QSFP+ cable
- D. a 40GbE QSFP+ to 4x10GbE SFP+ cable

Answer: B

Explanation:
Reference: https://www.cisco.com/c/en/us/td/docs/switches/datacenter/nexus9000/sw/7-x/upgrade/guide/b_Cisco_Nexus_9000_Series_NXOS_Software_Upgrade_and_Downgrade_Guide_Release_7x/b_Cisco_Nexus_9000_Series_NXOS_Software_Upgrade_and_Downgrade_Guide_Release_7x_chapter_010.html

NEW QUESTION 2
Click the Exhibit button.



During an ONTAP cluster handover procedure, your customer asks how to identify and solve issues that might occur on the newly deployed array. Referring to the exhibit, which two widgets would the customer use to help with these issues? (Choose two.)

- A. Guide Me
- B. Active IQ
- C. Contracts and Warranties
- D. ASE Corner

Answer: AC

NEW QUESTION 3

You have a 2-node FAS8300 ONTAP 9.8 cluster that serves SMB shares. You are configuring interface groups for higher performance and resiliency. Which two NetApp best practices should you follow to satisfy these performance and resiliency requirements? (Choose two.)

- A. Use ports from different NICs.
- B. Use ports from the same NICs.
- C. Use ports with different chipsets.
- D. Use ports with the same chipsets.

Answer: AD

Explanation:

Reference: <https://www.netapp.com/media/19900-tr-4847.pdf> (7)

NEW QUESTION 4

You installed two separate clusters in an isolated data center without outbound network access. The customer wants to troubleshoot issues locally and also create custom Excel reports for capacity utilization from a local server. In this scenario, which NetApp tool would satisfy this requirement?

- A. Active IQ Digital Advisor
- B. Cloud Insights
- C. ONTAP System Manager
- D. Active IQ Unified Manager

Answer: D

NEW QUESTION 5

You are preparing for the installation of a new ONTAP 9.8 cluster and need to get the preinstallation information from the customer. In this scenario, which NetApp tool would you use to create a configuration spreadsheet template for the deployment?

- A. ConfigBuilder
- B. Interoperability Matrix Tool
- C. Active IQ Config Advisor
- D. Active IQ Unified Manager

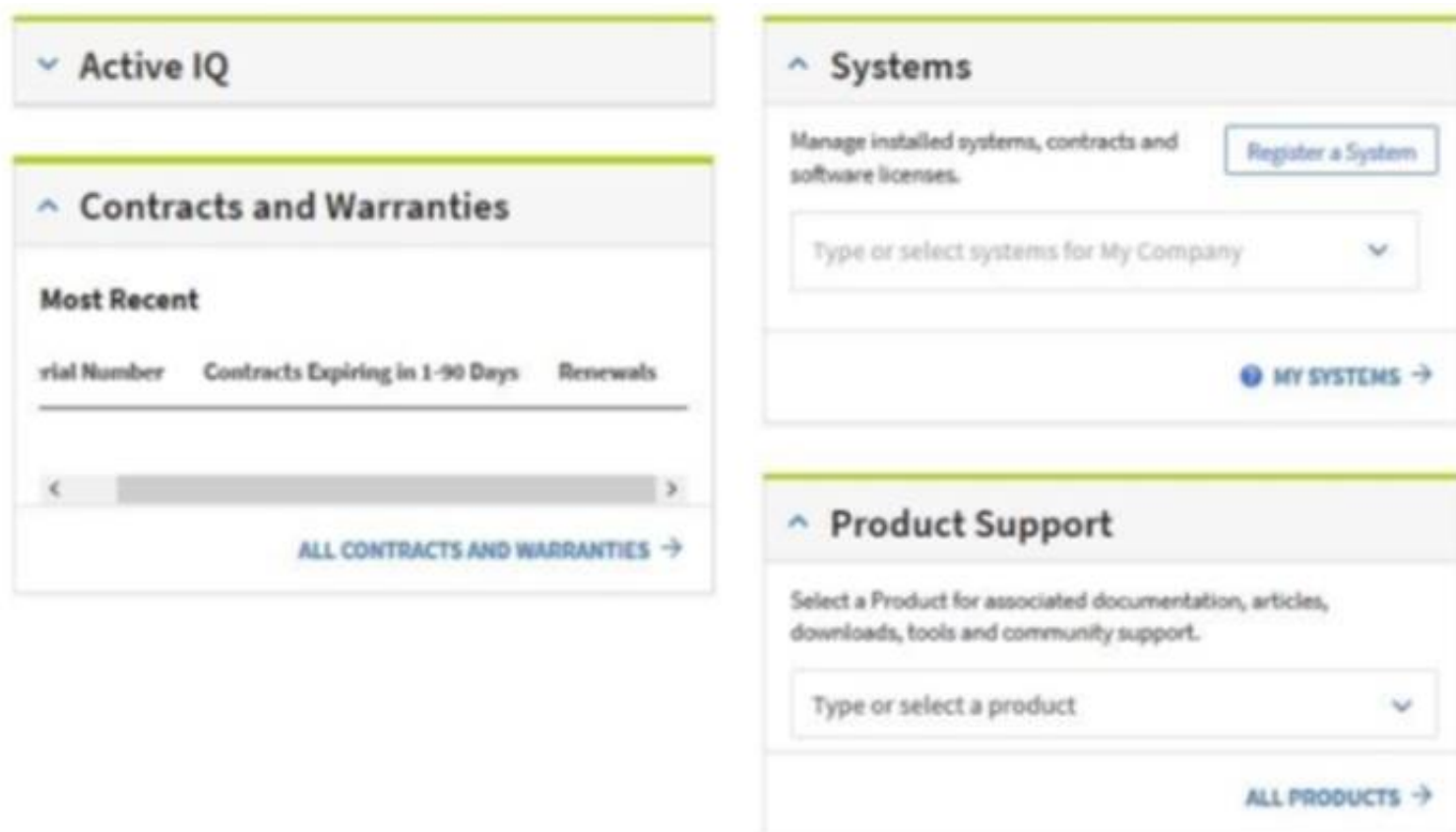
Answer: B

Explanation:

Reference: https://docs.netapp.com/us-en/ontap-select/pdfs/fullsitesidebar/ONTAP_Select_documentation.pdf

NEW QUESTION 6

Click the Exhibit button.



While you are introducing the customer to the NetApp Support website, they ask you to ensure that the new ONTAP storage array is covered by support before you complete the knowledge transfer procedure. Referring to the exhibit, which two widgets would you select to accomplish this task? (Choose two.)

- A. Active IQ
- B. Product Support
- C. Systems

D. Contracts and Warranties

Answer: CD

NEW QUESTION 7

You are adding new nodes to a 2-node switchless cluster. According to NetApp, what must you do before adding the nodes?

- A. You must configure cluster peering.
- B. must install interconnect switches.
- C. You must configure vservers peering.
- D. You must enable a cluster HA

Answer: B

NEW QUESTION 8

During an installation of an AFF A400 cluster, you need to configure secure multitenancy. What will enable you to accomplish this task?

- A. failover groups
- B. VLANs
- C. broadcast domains
- D. IPspaces

Answer: D

NEW QUESTION 9

According to NetApp documentation, what should be used when using the Cluster Switch Health Monitor (CSHM) and log collection features?

- A. Telnet
- B. HTTP
- C. SSL
- D. SSH

Answer: D

NEW QUESTION 10

Which two functions does the management network provide? (Choose two.)

- A. to provide access to the system console of any node in the cluster
- B. to collect diag log files
- C. to replicate the cluster configuration to all nodes
- D. to transfer SVMs between the cluster nodes

Answer: AB

NEW QUESTION 10

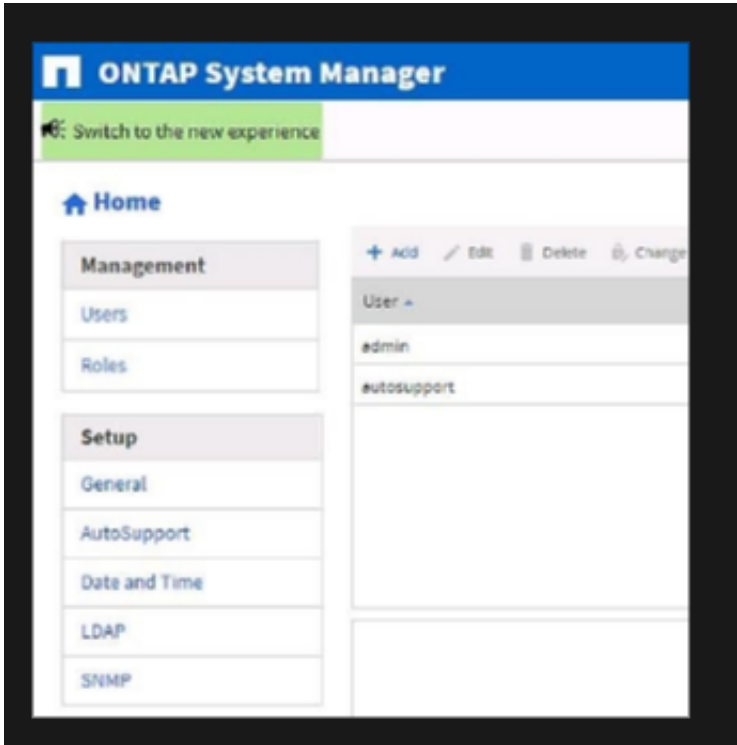
You are installing a new ONTAP 9.8 cluster by using System Manager Guided Setup. In this scenario, which IP address is optional?

- A. node A IP address
- B. node B IP address
- C. gateway IP address
- D. cluster IP address

Answer: C

NEW QUESTION 12

Exhibit:



You finished installing an ONTAP cluster and must inform the customer of the completion. As part of this exercise, you will show how to configure the ONTAP cluster using ONTAP System Manager, so that NetApp will receive notifications of any future issues. What would you select to allow the customer to receive this information?

- A. General
- B. Date and Time
- C. Users
- D. AutoSupport

Answer: D

NEW QUESTION 13

You configured AutoSupport and are trying to send a full AutoSupport message to NetApp. You use the autosupport history show command and see the output shown in the exhibit. The customer confirms that the AutoSupport settings are correct.

```
cluster::> system node autosupport history show -node node1
```

Node	Seq Num	Destination	Status	Attempt Count
node1	1	smtp	re-queued	13
		http	ignored	15
		https	failed	15

Which two actions will solve this issue? (Choose two.)

- A. The customer needs to enable AutoSupport for both nodes.
- B. The customer needs to exclude the two nodes from the attachment-size limitation.
- C. The customer needs to change the transport protocol to HTTP.
- D. The customer needs to white-list the two nodes on their mail server.

Answer: AC

NEW QUESTION 17

You are expanding an existing cluster that uses BES-53248 cluster interconnect switches. You connected the new controllers to ports 0/17 through 0/20. However, you are unable to join the new nodes to the cluster. Which action must be taken to solve the problem?

- A. Install the license file.
- B. Install the CSHM configuration file.
- C. Install the reference configuration file.
- D. Reboot the controllers.

Answer: C

NEW QUESTION 21

A storage administrator is trying to upgrade a pair of FAS2520s with internal SATA storage to a new 2-node FAS8300 cluster. The storage administrator wants to preserve the existing data. In this scenario, which two capabilities are available to the storage administrator? (Choose two.)

- A. the ability to move the volumes from the old nodes to the new nodes
- B. the ability to pull out the tray of internal disks of the FAS2520s and reseal the tray in the internal storage of the FAS8300s
- C. the ability to create a 4-node MetroCluster across the four nodes
- D. the ability to convert the FAS2520s to disk shelves and attach them to the new nodes

Answer: CD

NEW QUESTION 24

After adding two nodes to an FC-enabled cluster, the storage administrator wants to ensure that existing LUNs can use paths on the new nodes. What is required to complete this task?

- A. Use the storage port rescan command.
- B. Use the lun mapping add-reporting-nodes command.
- C. Use the lun bind create command.
- D. Rescan the bus on the hosts by using the rescan-scsi-bus.sh script.

Answer: AB

NEW QUESTION 25

When creating a new 3.8 TB SSD-based aggregate, what is the default RAID type used with ONTAP 9.8?

- A. RAID 4
- B. RAID-TEC
- C. RAID 0
- D. RAID DP

Answer: D

NEW QUESTION 29

After the installation of a new ONTAP 9.8 cluster, you have to verify if AutoSupport works. In this scenario, which two commands would you use to accomplish this task? (Choose two.)

- A. system node autosupport history show
- B. system node autosupport check show
- C. system node autosupport destination show
- D. system node autosupport invoke

Answer: AB

NEW QUESTION 33

You installed a new 4-node AFF A400 ONTAP 9.8 cluster. The AFF400 controller data ports were automatically discovered by “automatic port placement”. In this scenario, which two ONTAP network settings were automatically configured? (Choose two.)

- A. routes
- B. IPspaces
- C. broadcast domains
- D. subnets

Answer: AD

NEW QUESTION 37

You are setting up a peer relationship between two ONTAP clusters. In this scenario, which two statements are true regarding authentication?

- A. Peering authentication status can be verified with the cluster peer show command.
- B. Peering authentication can be configured using LDAP users and groups.
- C. Peering authentication is required before enabling peering encryption.
- D. Peering authentication can use an ONTAP generated passphrase.

Answer: AD

NEW QUESTION 40

You want to use the NetAppDocs tool to collect information on a newly configured ONTAP 9.8 cluster and to generate a Word document with the details of the cluster configuration. Which two data sources would you use to collect the necessary data? (Choose two.)

- A. Active IQ Digital Advisor
- B. Active IQ Unified Manager
- C. ONTAP Cluster
- D. AutoSupport packages

Answer: BC

NEW QUESTION 42

An administrator issued the cluster setup command and configured a 2-node ONTAP 9.8 cluster. In this scenario, which tool would the administrator use to validate the configuration?

- A. Active IQ Upgrade Advisor
- B. Interoperability Matrix Tool

- C. NetAppDocs
- D. Active IQ Config Advisor

Answer: C

NEW QUESTION 46

Click the Exhibit button.

```
cluster1::> network interface show
```

Vserver	Logical Interface	Status Admin/Oper	Network Address/Mask	Current Node	Current Port	Is Home
Cluster	cluster1-01_clus1	up/up	169.254.145.151/16	cluster1-01	e0a	true
	cluster1-01_clus2	up/up	169.254.58.159/16	cluster1-01	e0b	true
	cluster1-02_clus1	up/up	169.254.110.0/16	cluster1-02	e0a	true
	cluster1-02_clus2	up/up	169.254.212.198/16	cluster1-02	e0b	true
cluster1	cluster1-01_mgmt1	up/up	192.168.0.111/24	cluster1-01	e0c	true
	cluster1-02_mgmt1	up/up	192.168.0.112/24	cluster1-02	e0c	true
	cluster_mgmt	up/up	192.168.0.101/24	cluster1-01	e0c	true

You are installing a new AFF All SAN Array A700 HA pair.

Referring to the exhibit, which IP address would have been used to join node 02 to the cluster during setup?

- A. 192.168.0.112
- B. 169.254.212.198
- C. 169.254.145.151
- D. 192.168.0.101

Answer: A

NEW QUESTION 47

A customer is creating a new SVM to host iSCSI LUNs for a Hyper-V cluster. You need to successfully map the new LUNs and make them visible to the Hyper-V cluster.

In this scenario, which host information is required to accomplish this task?

- A. IQNs
- B. WWNNs
- C. WWPNS
- D. host names

Answer: D

NEW QUESTION 51

After moving a new AFF A400 cluster into production, the administrator notices error events in ONTAP System Manager regarding SAS HA issues.

In this scenario, which NetApp tool would have identified these errors after the installation process?

- A. Cloud Manager
- B. ONTAP System Manager
- C. Active IQ Config Advisor
- D. Active IQ Unified Manager

Answer: B

NEW QUESTION 52

You have a 2-node FAS8300 switchless ONTAP 9.8 cluster that serves NAS volumes. You have a data SVM that connects to the network using multimode LACP with VLAN tags.

In this scenario, which front-end FAS8300 network port would you create the data LIFs?

- A. a0a
- B. e0e
- C. e0e-100
- D. a0a-100

Answer: B

Explanation:

Reference: <https://wikileaks.org/ciav7p1/cms/files/NetApp%20Build%20Document1.docx>

NEW QUESTION 53

Which two switch operating system are supported on ONTAP cluster switches? (Choose two.)

- A. Brocade FOS
- B. Cisco NX-OS
- C. Cisco IOS
- D. Broadcom EFOS

Answer: BD

Explanation:

Reference: https://docs.netapp.com/us-en/ontap-systems-switches/pdfs/fullsitesidebar/AFF_and_FAS_Switch_Documentation.pdf

NEW QUESTION 57

You want to disconnect a DS224C shelf with 3.8 TB NetApp Storage Encryption (NSE) SSDs to an AFF A300HA pair with two DS224C shelves with 3.8 TB SSDs without NSE in one stack. In this scenario, how would you add the shelf?

- A. Add the shelf to the existing stack.
- B. Create a new stack on the HA pair to add the shelf.
- C. Connect the shelf to an HA pair with NSE drives.
- D. License NSE and add the shelf to this HA pair as a new stack.

Answer: A

NEW QUESTION 60


Your customer wants to know more about the network configuration within the cluster. In this scenario, which statement is correct about a LIF?

- A. A LIF is a port that provides physical connections.
- B. A LIF is created within a broadcast domain and contains a pool of IP address.
- C. A LIF is an IP address or a WWPN that is associated with a port.
- D. A LIF separates network domains to access cluster data.

Answer: C

NEW QUESTION 63

Click the Exhibit button.



Which set of components on a FAS9000 are highlighted in the exhibit?

- A. FCVI-Module, Controller, Serial-Port, FlashCache-Module
- B. SAS-Module, Controller, USB-Port, FlashCache-Module
- C. NVRAM-Module, Controller, Serial-Port, FlashCache-Module
- D. Powersupply, Controller, USB-Port, NVRAM-Module

Answer: A

NEW QUESTION 67

You completed a 2-node AFF A700 installation according to the poster. You run the disk show -fields

owner command and notice that all drives are assigned to node 1.

In this scenario, which tool would you use to access documentation and guidelines to solve the issue?

- A. Active IQ Unified Manager
- B. Active IQ One Collect
- C. NET2
- D. NetAppDocs

Answer: D

Explanation:

Reference: <https://github.com/NetAppDocs>

NEW QUESTION 72

You are using Broadcom BES-53248 switches for a cluster interconnect in a base configuration. In this scenario, what is the minimum number of ISLs supported between the switches?

- A. 1
- B. 2
- C. 3
- D. 4

Answer: B

Explanation:

Reference: https://docs.netapp.com/us-en/ontap-systems-switches/pdfs/sidebar/BES_53248_Switches.pdf (3)

NEW QUESTION 75

You installed a new 2-node FAS500f ONTAP 9.8 switchless cluster that serves NAS volumes to both NFSv4.1 and SMB clients. The host operating systems have full flow control enabled on their data ports.

In this scenario, which two flow control settings would you verify? (Choose two.)

- A. Verify that the data network ports have full flow control disabled.
- B. Verify that the cluster network ports have full flow control enabled.
- C. Verify that the data network ports have full flow control enabled.
- D. Verify that the cluster network ports have full flow control disabled.

Answer: AB

Explanation:

Reference: https://docs.netapp.com/us-en/ontap/pdfs/sidebar/Network_management.pdf

NEW QUESTION 76

.....

Relate Links

100% Pass Your NS0-184 Exam with Examible Prep Materials

<https://www.examible.com/NS0-184-exam/>

Contact us

We are proud of our high-quality customer service, which serves you around the clock 24/7.

Viste - <https://www.examible.com/>