

## Exam Questions NS0-161

NetApp Certified Data Administrator - ONTAP

<https://www.2passeasy.com/dumps/NS0-161/>



#### NEW QUESTION 1

You are the administrator of your company's ONTAP 9.7 storage system. Your system hosted CIFS shares in your Active Directory environment for several years without any problems. Suddenly users report to you that they can no longer access their CIFS shares. What is the reason for this problem? (Choose the best answer.)

- A. The CIFS standard license expired.
- B. The user account used to join your SMB server to your Active Directory expired.
- C. The WINS servers are unreachable.
- D. The NTP servers are unreachable.

**Answer: D**

#### NEW QUESTION 2

You are setting up replication between two clusters. In this scenario, which two components are required to set up the cluster peering? (Choose two.)

- A. DNS service on each cluster.
- B. An intercluster LIF on only the epsilon node.
- C. ICMP service between clusters.
- D. An intercluster LIF on every node.

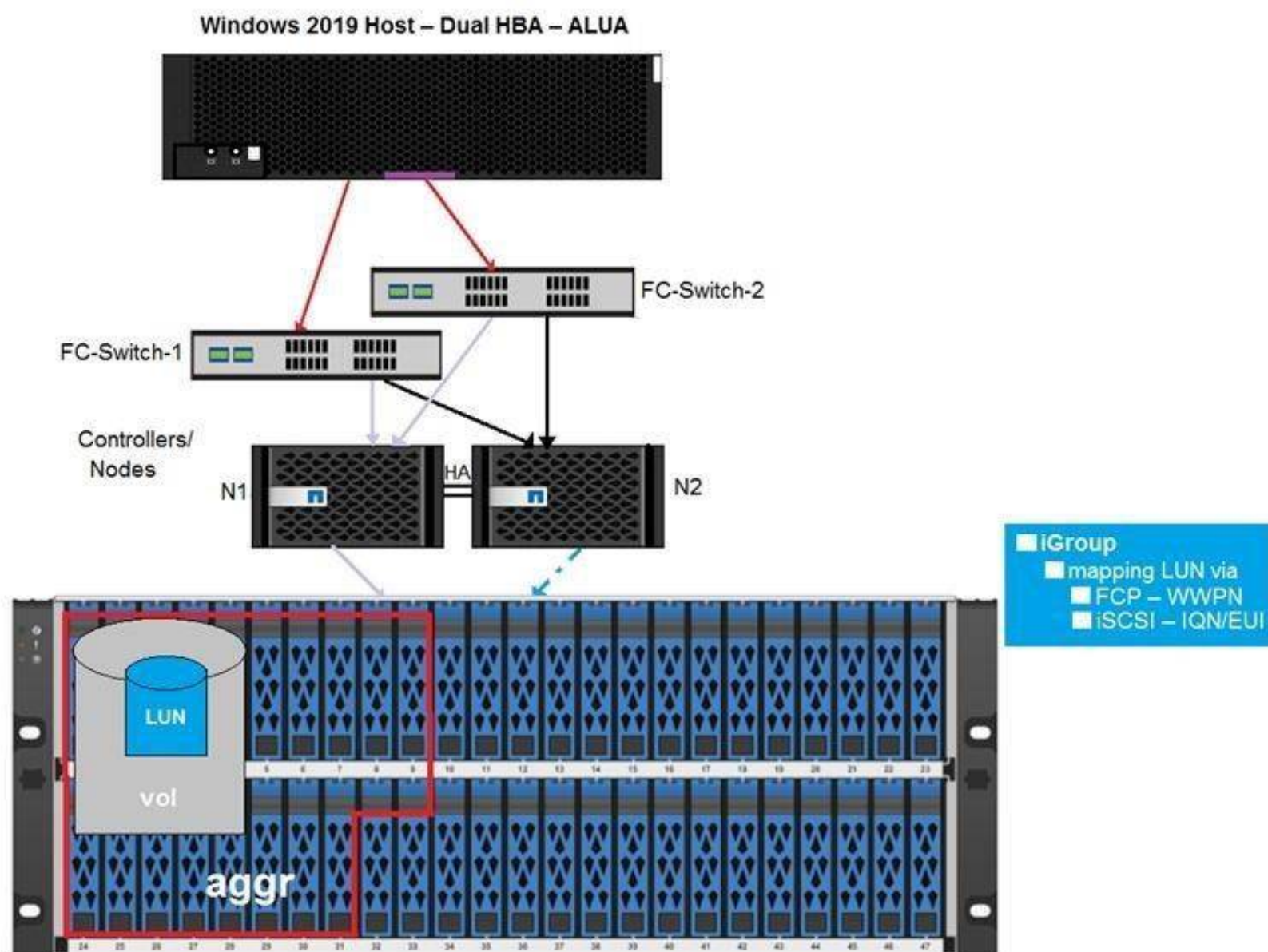
**Answer: CD**

#### Explanation:

Reference: [https://thinksystem.lenovofiles.com/storage/help/topic/ontap\\_cluster\\_peering\\_express\\_guide/M\\_27021470-BC22-4640-923C-8BD12CE66360\\_.pdf](https://thinksystem.lenovofiles.com/storage/help/topic/ontap_cluster_peering_express_guide/M_27021470-BC22-4640-923C-8BD12CE66360_.pdf)

#### NEW QUESTION 3

Click the Exhibit button.



The exhibit shows a Windows 2019 server with two FC HBAs using ALUA. How many paths to LUN1 are active/optimized? (Choose the best answer.)

- A. 8
- B. 2
- C. 1
- D. 4

**Answer: C**

#### NEW QUESTION 4

What is the default RAID policy for aggregates created with 10 TB disk drives? (Choose the best answer.)

- A. RAID4
- B. RAID-DP

- C. RAID0  
D. RAID-TEC

**Answer:** D

**Explanation:**

Reference: <https://docs.netapp.com/ontap-9/topic/com.netapp.doc.dot-cm-psmg/GUID-2808F15F-6057-4E43-9407-5B3CA274E6C5.html>

**NEW QUESTION 5**

Click the Exhibit button.

```
cluster1::> qos adaptive-policy-group show -policy-group adaptive_qos

Name: adaptive_qos
Vserver: svm1
Uuid: 09ab72bc-3653-11ea-9e81-0050569dce56
ID: 3782
Expected IOPS: 2048 IOPS/TB
Peak IOPS: 4096 IOPS/TB
Absolute Minimum IOPS: 500 IOPS
Expected IOPS Allocation: used-space
Peak IOPS Allocation: allocated-space
Block Size: ANY
Number of Workloads: 0

cluster1::> vol show -volume vol101 -fields qos-adaptive-policy-group, size, used
vserver    volume    size      used      qos-adaptive-policy-group
-----
svm1       vol101    2000GB    500GB     adaptive_qos
```

You have an ONTAP 9.7 cluster. You increased the size of the volume to 3 TB, but the IOPS did not increase as expected. What are the expected IOPS for the volume after the change? (Choose the best answer)

- A. 2048  
B. 6144  
C. 1024  
D. 4096

**Answer:** C

**Explanation:**

Reference: [https://kb.netapp.com/Advice\\_and\\_Troubleshooting/Data\\_Storage\\_Software/ONTAP\\_OS/What\\_is\\_Adaptive\\_QoS\\_and\\_how\\_does\\_it\\_work%3F](https://kb.netapp.com/Advice_and_Troubleshooting/Data_Storage_Software/ONTAP_OS/What_is_Adaptive_QoS_and_how_does_it_work%3F)

**NEW QUESTION 6**

Click the Exhibit button.

```
alphanal::> vlan show -node alphanal-01 -vlan-name e0c-1

Node: alphanal-01
VLAN Name: e0c-1
Associated Network Port: e0c
Network Switch VLAN Identifier: 1
MAC address: 02:a0:98:76:e5:da

alphanal::>net int show -vserver lab-fs1
(network interface show)
Vserver    Logical    Status    Network    Current    Current    Is
Interface  Admin/Oper Address/Mask Node       Port       Home
-----
lab-fs1    lab-fs1_lif1 up/up     10.1.100.199/24  alphanal-01  e0c-1    true

alphanal::> net route show -vserver lab-fs1
(network route show)
There are no entries matching your query.

alphanal::> network ping -vserver lab-fs1 -lif lab-fs1_lif1 -destination 10.1.100.1
no answer from 10.1.100.1

alphanal::> network ping -vserver lab-fs1 -lif lab-fs1_lif1 -destination 10.1.100.2
no answer from 10.1.100.2
```

You are configuring a NetApp cluster to communicate on VLAN 1. However, the new LIF is unable to communicate with any host in the VLAN. The network administrator has configured the switch port as an access (untagged) port on VLAN 1 and says that the VLAN is non-routed. Referring to the exhibit, what would you do to troubleshoot this problem? (Choose the best answer.)

- A. Verify that there is not IP address conflict on the network.  
B. Reconfigure the LIF to be on port e0c.  
C. Add a default gateway.  
D. Verify that the network cabling is working properly.



**Answer:** B

#### NEW QUESTION 7

You are asked to delete an SVM that was used for CIFS.

Which two steps must be completed prior to completing this task? (Choose two.)

- A. Delete all LIFs from all SVMs.
- B. Stop the SVM.
- C. Delete all data volumes in the SVM.
- D. Delete the CIFS license.

**Answer:** BC

#### Explanation:

Reference: <https://docs.netapp.com/ontap-9/index.jsp?topic=%2Fcom.netapp.doc.ont-sm-help-900%2FGUID-1286A6CD-2981-444F-97F6-65D65A00D758.html>

#### NEW QUESTION 8

You are asked to deploy a two-node ONTAP Select system. The physical hardware is located in two different locations. You must ensure high availability and automated switchover. Which two steps would you take to satisfy this requirement? (Choose two.)

- A. Ensure that the ONTAP Select Deploy VM resides at a third location other than the two datacenters.
- B. Use ONTAP Select Deploy to install the nodes on the physical hardware.
- C. Ensure that the SyncMirror license is installed on the cluster.
- D. Use Active IQ Unified Manager to provide a quorum for the two nodes.

**Answer:** BD

#### NEW QUESTION 9

Which two protocols does ALUA support on an ONTAP cluster? (Choose two.)

- A. iSCSI
- B. NVMe
- C. FCP
- D. NFS

**Answer:** AD

#### Explanation:

Reference: <https://library.netapp.com/ecmdocs/ECMP1204463/html/GUID-D7570D36-76FF-4923-8ECC-525AF435C2D6.html>

#### NEW QUESTION 10

Which two resources are managed by an SVM administrator? (Choose two.)

- A. disks
- B. aggregates
- C. Snapshot copies
- D. LUNs

**Answer:** CD

#### Explanation:

Reference: [https://thinksystem.lenovofiles.com/storage/help/index.jsp?topic=%2Fcluster\\_management\\_using\\_thinksystem\\_storage\\_manager\\_for\\_dm\\_series\\_9-6%2F1A0349D6-AB43-4D05-9413-EFBB89B847EB\\_.html](https://thinksystem.lenovofiles.com/storage/help/index.jsp?topic=%2Fcluster_management_using_thinksystem_storage_manager_for_dm_series_9-6%2F1A0349D6-AB43-4D05-9413-EFBB89B847EB_.html)

#### NEW QUESTION 10

You want to prevent a single file from filling up a single constituent in a FlexGroup.

Which FlexGroup feature in ONTAP 9.7 will accomplish this task? (Choose the best answer.)

- A. Flash Pool
- B. fractional reserve
- C. Snapshot autodelete
- D. elastic sizing Correct

**Answer:** D

#### Explanation:

Reference: <https://www.netapp.com/pdf.html?item=/media/7337-tr4557pdf.pdf>

#### NEW QUESTION 11

Which three steps are required to serve NFS exports from your ONTAP system? (Choose three.)

- A. You must create an export policy rule.
- B. You must license CIFS.
- C. You must create an SMB share.
- D. You must license NFS.
- E. You must have provisioned a volume to export.

Answer: ABD

Explanation:

Reference: https://docs.netapp.com/ontap-9/index.jsp?topic=%2Fcom.netapp.doc.exp-nfsv3-cg%2FGUID-A9424109-8286-4053-BBA9-3E542A73080A.html

NEW QUESTION 12

Click the Exhibit button.

Network Interfaces

Create

Edit

Delete

Status

Migrate

Send to Home

Refresh

Interface Name	Storage Virtual Machine (SYM)	IP Address/WWPN	Current Port
svm_sjbtest_fc_data_fcp_lif_54	svm_sjbtest_fc	20:06:d0:39:ea:05:03:a3	tme-a700-01:2a
svm_sjbtest_fc_data_fcp_lif_67	svm_sjbtest_fc	20:07:d0:39:ea:05:03:a3	tme-a700-01:2b
svm_sjbtest_fc_data_fcp_lif_701	svm_sjbtest_fc	20:09:d0:39:ea:05:03:a3	tme-a700-02:2b
svm_sjbtest_fc_data_fcp_lif_993	svm_sjbtest_fc	20:08:d0:39:ea:05:03:a3	tme-a700-02:2a

FC/FCoE and NVMe Adapters

Edit

Status

Refresh

WWNN	Node Name	Slot	Data Protocols	WWPN
50:0a:09:80:80:d2:c3:b8	tme-a700-01	2a	fcp,fc_nvme	50:0a:09:81:80:d2:c3:b8
50:0a:09:80:80:d2:c3:b8	tme-a700-01	2b	fcp,fc_nvme	50:0a:09:82:80:d2:c3:b8
50:0a:09:80:80:42:c2:b9	tme-a700-02	2a	fcp,fc_nvme	50:0a:09:81:80:42:c2:b9
50:0a:09:80:80:42:c2:b9	tme-a700-02	2b	fcp,fc_nvme	50:0a:09:81:80:42:c2:b9

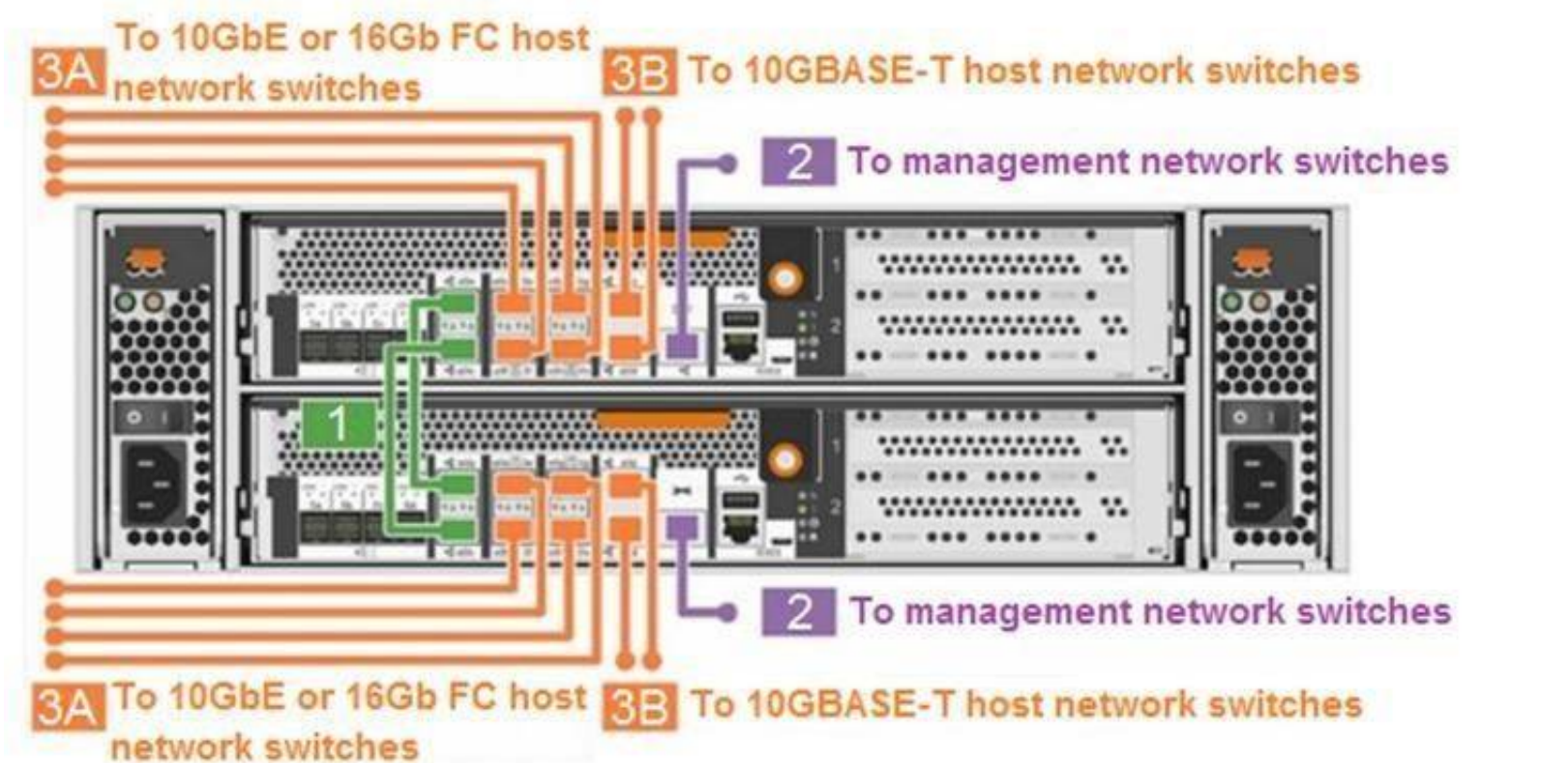
A customer has zoned switches to a host, but the host cannot see the LUNs.  
Referring to the exhibit, what needs to be done to make the LUNs visible to the host? (Choose the best answer.)

- A. Zoning should be changed to use the 20:06:d0:39:ea:05:03:a3 and 20:08:d0:39:ea:05:03:a3 WWPNs.
- B. Ports on time-a700 nodes 1 and 2 should have the fc\_nvme protocol removed.
- C. Zoning should be changed to use the 50:0a:09:81:80:d2:c3:b8 and 50:0a:09:81:42:c2:b9 WWPNs.
- D. The customer should remove the switches and directly connect the host to the controller ports.

Answer: D

NEW QUESTION 15

Click the Exhibit button.



You have a 2-node cluster cabled as shown in the exhibit. You want to convert the cluster to a switched cluster. Which two statements are true in this scenario? (Choose two.)

- A. The conversion is disruptive.
- B. The conversion is non-disruptive.
- C. After the conversion, traffic to the intercluster LIFs will flow through the cluster switch.
- D. After the conversion, traffic to the cluster LIFs will flow through the cluster switch.

Answer: BD

NEW QUESTION 16

Click the Exhibit button.



```
cluster1::> network interface service-policy show
```

Vserver	Policy	Service: Allowed Addresses
-----	-----	-----
cluster1	default-intercluster	intercluster-core: 10.10.1.0/8 management-https: 0.0.0.0/0
	default-management	management-core: 0.0.0.0/0 management-autosupport: 0.0.0.0/0 management-ssh: 192.168.1.0/24 management-https: 192.168.1.0/24
	default-route-announce	management-bgp: 0.0.0.0/0
Cluster	default-cluster	cluster-core: 0.0.0.0/0
SVM1	default-data-blocks	data-core: 0.0.0.0/0 data-iscsi: 0.0.0.0/0
	default-data-files	data-core: 0.0.0.0/0 data-nfs: 0.0.0.0/0 data-cifs: 0.0.0.0/0 data-flexcache: 0.0.0.0/0
	default-management	data-core: 0.0.0.0/0 management-ssh: 192.168.1.0/24 management-https: 192.168.1.0/24
7 entries were displayed		

Your ONTAP 9.7 cluster failed a security audit on the management control plane. Your network security team asked you to allow only cluster1 and SVM1 management on the 192.168.1.0/24 subnet. In this scenario, where do you apply the default-management service policy shown in the exhibit? (Choose the best answer.)

- A. LIF
- B. DNS
- C. port
- D. firewall

**Answer: A**

#### NEW QUESTION 20

Click the Exhibit button.

```
clus01::> fcp interface show
```

```
(vserver fcp interface show)
```

Vserver	Logical Interface	Status Admin/Oper	WWPN	Current Node	Current Port	Is Home
-----	-----	-----	-----	-----	-----	-----
svm01	fc-1	up/up	20:01:00:a0:98:87:b6:ce	clus01-01 0c		true
svm01	fc-2	up/up	20:02:00:a0:98:87:b6:ce	clus01-02 0d		true
2 entries were displayed.						

```
clus01::> fcp adapter show -fields fc-wwpn. node, fc-wwnn
```

```
(network fcp adapter show)
```

node	adapter	fc-wwnn	fc-wwpn
-----	-----	-----	-----
clus01-01	0c	50:0a:09:80:80:31:06:da	50:0a:09:81:80:31:06:da
clus01-02	0d	50:0a:09:80:80:11:0d:bb	50:0a:09:81:80:11:0d:bb

2 entries were displayed.

```
clus01::>
```

You are planning to present storage to your servers from your AFF system using FC protocol. You have a pair of FC switches to ensure connectivity and you have decided to use WWPN zoning. Referring to the exhibit, which two WWPNs do you use for your configuration? (Choose two.)

- A. fc-2 WWPN
- B. fc-1 WWPN
- C. 0d WWPN
- D. 0c WWPN

**Answer: AB**

#### NEW QUESTION 24

What are three supported fabric-attached MetroCluster solutions? (Choose three.)

- A. a four-node solution
- B. a two-node solution
- C. an eight-node solution
- D. a two-node direct-attached solution
- E. a two-node bridge-attached solution

**Answer:** ABC

#### Explanation:

Reference: <https://www.netapp.com/pdf.html?item=/media/13482-tr4375pdf.pdf>

#### NEW QUESTION 27

You have a mix of FAS8200s and AFF A700s in your environment.  
In this scenario, which two statements are true? (Choose two.)

- A. Inline data compaction is disabled by default on FAS systems.
- B. Inline aggregate-level deduplication is enabled by default on FAS systems.
- C. Inline data compaction is disabled by default on AFF systems.
- D. Inline aggregate-level deduplication is enabled by default on AFF systems.





**Answer:** AD

#### Explanation:

Reference: <https://docs.netapp.com/ontap-9/index.jsp?topic=%2Fcom.netapp.doc.dot-cm-vsmg%2FGUID-9C88C1A6-990A-4826-83F8-0C8EAD6C3613.html>

#### NEW QUESTION 28

Click the Exhibit button.

FC Ports		
Node	2a	2b
^ tme-a700-01		
	32 Gb/s	32 Gb/s
WWPN	50:0a:09:81:80:d2:c3:b8	50:0a:09:82:80:d2:c3:b8
Network Interface	1	1
Data Link Rate	32 Gb/s	16 Gb/s
Port Address	b1200	a1200
Protocol	FC,NVMe	FC,NVMe
^ tme-a700-02		
	32 Gb/s	32 Gb/s
WWPN	50:0a:09:81:80:42:c2:b9	50:0a:09:82:80:42:c2:b9
Network Interface	1	1
Data Link Rate	32 Gb/s	16 Gb/s
Port Address	b1100	a1100

Referring to the exhibit, a customer is experiencing performance problems on an SVM supporting NVMe/FC. You review the physical FC ports that are connected into the 32 Gbps switches for cluster tme-a700. In this scenario, what is causing the performance problems? (Choose the best answer.)

- A. Port 2a needs more network interfaces added to the physical port.
- B. Port 2b has a 16 Gbps SFP+ installed.
- C. Port 2a needs a 16 Gbps SFP+ installed.
- D. Port 2b has two many LIFs running across the physical port.

**Answer:** A

#### NEW QUESTION 33

You have a new ONTAP 9.7 2-node AFF A300 cluster with 2x DS224C full shelves of 3.8 TB encrypted SSDs.  
In this scenario, which statement matches the factory disk-ownership setting? (Choose the best answer.)

- A. All drives on shelf 1 are assigned to one node, and all drives on shelf 2 are assigned to the partner node.
- B. All even-numbered drives on each shelf are assigned to one node, and all odd-numbered drives on each shelf are assigned to the partner node.
- C. Disk ownership is not assigned by the factory.
- D. Drives 0-11 on each shelf are assigned to one node, and drives 12-23 on each shelf are assigned to the partner node.

**Answer:** C

#### NEW QUESTION 34

How many global namespaces are there in a 4-node ONTAP cluster that has a single SVM? (Choose the best answer.)

- A. 1
- B. 4
- C. 8
- D. 2

**Answer:** A

#### Explanation:

Reference: <https://docs.netapp.com/ontap-9/topic/com.netapp.doc.dot-cm-concepts/GUID-78701FC2-2910-41FA-AEF4-9E6245030189.html>

#### NEW QUESTION 39

You are asked to separate replication and data traffic into their own individual VLANs. You created two new VLANs and need to create logical interfaces (LIFs). In this scenario, what must you do before creating the LIFs? (Choose the best answer.)

- A. Create a firewall policy.
- B. Create an interface group.
- C. Create a network subnet.
- D. Create a broadcast domain.

**Answer:** B

#### NEW QUESTION 44

What are three firewall policies? (Choose three.)

- A. cluster
- B. node
- C. data
- D. mgmt
- E. intercluster

**Answer:** ACE

#### Explanation:

Reference: <https://docs.netapp.com/ontap-9/index.jsp?topic=%2Fcom.netapp.doc.dot-cm-nmg%2FGUID-09329781-2E57-49E5-B052-EC4D6FEBB41B.html>

#### NEW QUESTION 48

Your company has recently decided to stop using the Fibre Channel Protocol (FCP) in the data center. You are asked to decommission FCP and reuse any UTA2 ports to 10 GbE. Which two steps are involved in this task? (Choose two.)

- A. Reboot the nodes.
- B. Destroy any FC LIFs hosted on UTA2 ports.
- C. Remove the FCP license from all nodes in the cluster.
- D. License additional ports for 10 GbE connectivity.

**Answer:** AC

#### NEW QUESTION 50

.....



## THANKS FOR TRYING THE DEMO OF OUR PRODUCT

Visit Our Site to Purchase the Full Set of Actual NS0-161 Exam Questions With Answers.

We Also Provide Practice Exam Software That Simulates Real Exam Environment And Has Many Self-Assessment Features. Order the NS0-161 Product From:

<https://www.2passeasy.com/dumps/NS0-161/>

## Money Back Guarantee

### NS0-161 Practice Exam Features:

- \* NS0-161 Questions and Answers Updated Frequently
- \* NS0-161 Practice Questions Verified by Expert Senior Certified Staff
- \* NS0-161 Most Realistic Questions that Guarantee you a Pass on Your FirstTry
- \* NS0-161 Practice Test Questions in Multiple Choice Formats and Updatesfor 1 Year